



# AGENDA

---

**The Columbia Architectural Design Review Team will meet on Tuesday, April 12th, 2022 at 9:00 a.m. in Conference Room A on the basement level of City Hall, 700 N. Garden Street to consider the following:**

1. Roll Call

2. Approval Of Minutes

Documents:

[ART\\_20220308 MINUTES -DRAFT.PDF](#)

3. 22-0060 - 1512 Hatcher Lane - Modify Façade Of Existing Structure  
Request from Mabry Construction to add windows and replace existing door and siding.

Documents:

[22-0060\\_APPLICATION\\_1512 HATCHER.PDF](#)  
[22-0060\\_PROPOSED ALTERATIONS\\_1512 HATCHER.PDF](#)  
[22-0060 ART STAFF REPORT 1512 HATCHER LANE.PDF](#)

4. 22-0064 - 2211 Carmack Blvd - Modify Façade Of Existing Building  
Request from TJ Electrical Co. for façade modifications at 2211 Carmack Blvd.

Documents:

[22-0064\\_APPLICATION\\_2211 CARMACK BLVD.PDF](#)  
[22-0064\\_PROPOSED FACADE\\_2211 CARMACK BLVD.PDF](#)  
[22-0064\\_STAFF REPORT\\_2211 CARMACK BLVD.PDF](#)

5. 22-0073 - 813 S James Campbell Blvd - New Construction  
Request from Edin Coralic of Coralic LLC to demolish the former Fat Mo's location and construct a Dutch Bros drive-thru coffee shop.

Documents:

22-0073\_APPLICATION\_\_813 S JAMES M. CAMPBELL BLVD.PDF  
22-0073\_ELEVATIONS\_813 S JAMES M. CAMPBELL BLVD.PDF  
22-0073\_ADDITIONAL DOCUMENT EQUIP\_\_813 S JAMES M. CAMPBELL  
BLVD.PDF  
22-0073\_ADDITIONAL DCOUMENT FLOOR\_\_813 S JAMES M. CAMPBELL  
BLVD.PDF  
22-0073\_ADDITIONAL DCOUMENT SIGNS MENUS\_\_813 S JAMES M.  
CAMPBELL BLVD.PDF  
22-0073\_ADDITIONAL DCOUMENT SITE PLAN\_\_813 S JAMES M. CAMPBELL  
BLVD.PDF  
22-0073\_ADDITIONAL DOCUMENT BLDNG SECTION \_\_813 S JAMES M.  
CAMPBELL BLVD.PDF  
22-0073\_STAFF REPORT\_813 S JAMES M. CAMPBELL BLVD.PDF

6. 22-0083 - 1109 S Main Street - Modify Façade Of Existing Structure  
Request from Keith Cannon to add windows and a roll-up door.

Documents:

22-0083\_APPLICATION\_1109 S MAIN.PDF  
22-0083\_ELEVATIONS\_1109 S MAIN.PDF  
22-0083\_STAFF REPORT\_1109 S MAIN.PDF

7. Adjourn

---

Anyone requesting accommodations due to disabilities should contact the City's ADA Coordinator  
at 931-560-1570 prior to the meeting.

The [2022 meeting schedule](#) can be found on the City of Columbia Architectural Design Review  
Team [webpage](#).

For other questions, please contact the [Department of Development Services](#) at 931-560-1560.

**City of Columbia**  
ARCHITECTURAL DESIGN REVIEW TEAM  
March 8, 2022

**CALL TO ORDER:**

The March meeting of the Architectural Design Review Team for the City of Columbia was called to order at 9:02 a.m. The meeting was held in Conference Room A, City Hall basement level.

**ROLL CALL:** Quorum present and included the following:

Present were: Mr. Austin Brass  
Mr. Glenn Harper  
Mr. Randy McBroom  
Mr. James Sloan

Absent was: Ms. Kara Williams

Others attending: Mr. Kevin McCarthy, Planning Associate II  
Mr. Travis Neas, Chief Building Official  
Ms. Sandra Richardson, Secretary  
Ms. Melissa Sanders, Planning Associate I

**APPROVAL OF MINUTES:**

Mr. McBroom made the motion to approve the February minutes, with Mr. Harper seconding the motion. The motion passed with a vote of four to zero.

**AGENDA ITEM #2**

**Case #ART-2022-0032**

**Request from Will Thomas to construct a self-storage facility at 2600 Trotwood Avenue.**

**Staff Recommendation:**

Mr. Brass presented the Team with the details of the agenda item. This property is zoned commercial, it is a two story indoor self storage facility. It met the design criteria in regards to the use of material. The applicant did provide an updated rendering. The new renderings show the change of the stucco being removed.

**Discussion and Motion:**

Mr. Thomas was present to answer question. Discussion included brick, the position on the sides, only the front walls will be visible, retaining wall, draining of roof water, elevations, walkway, topography, exterior camera on the building,

**City of Columbia**  
ARCHITECTURAL DESIGN REVIEW TEAM  
March 8, 2022

the material will be brick all the way around, no gate, one will have to have a code to get in the building, security, electronic locking system, stucco, pattern, building plane changes on front and east sides, on the West side, consistency, trees on both sides, based on the zoning code, buffer requirement, dumpster enclosure screening does have to be brick, working on grades, positions of the door, modifications, buffer requirement, breaking the brick up, inspection, grades, front entrance signage, sides and back door changes. Mr. Sloan moved to approve with the modified elevations that substitute stucco A, for a separate brick, a different brick, as well as bringing out all the entry pieces that eight inches forward, so there is a brick and a plane and also having the back unit, all four elevations be the same brick fill, and dumpster enclosure same material elevation as the building. Mr. McBroom seconded the motion. Motion to approve passed four to zero.

**AGENDA ITEM #3**  
**Case #ART-2022-0040**

**Request for Exterior renovations of a commercial building at 97 N James Campbell, to include the removal of roll up doors to create a commercial storefront with glass doors and windows. Exterior renovations also include the addition of a landscaped courtyard.**

**Staff Recommendation:**

Mr. Brass presented the Team with the details of the agenda item. The only change that is being proposed is the front elevations. They are proposing to remove a roll up style door, and replace that with windows, and with a storefront style door. They will be using the existing metal. The applicant did provide a site plan.

**Discussion and Motion:**

The applicant was not present to answer questions. Discussion included the team is not approving the site plan, dumpster, there are a lot of questions that need answering, painting is out of the board purview, changing outdoors, and from a material point of view they are not making changes. Further discussion included making sure the dumpster enclosure is of appropriate matching material, CMU block, masonry, parking places, paving, shared parking agreement, shared access, following parking ratio standards, code regulations, permits, asphalt parking, and parking. Mr. Sloan made the motion to approve with the condition that the dumpster enclosure is of

**City of Columbia**  
ARCHITECTURAL DESIGN REVIEW TEAM  
March 8, 2022

appropriate like materials. Mr. McBroom seconded the motion. Motion to approve passed four to zero.

**AGENDA ITEM #4**

**Case #ART-2022-0030**

**Request from Paul Marino to add a roof over an existing patio at 1018 S Garden Street.**

**Staff Recommendation:**

Mr. Brass presented the Team with the details of the agenda item. The request complies with the zoning code regarding setbacks.

**Discussion and Motion:**

Mr. Marino was out of town and not present to answer questions. Mr. Sloan made a motion to approve seconded by Mr. Harper. Motion to approve passed four to zero.

**OTHER BUSINESS:**

There was no new business to discuss.

**ADJOURNMENT:**

Mr. Sloan made the motion to adjourn with Mr. Harper seconding. Motion to adjourn passed four to zero. Meeting adjourned at 9:38 a.m.



ARCHITECTURAL REVIEW TEAM  
PROJECT DEVELOPMENT APPLICATION  
*DEADLINE: 3<sup>RD</sup> MONDAY OF THE MONTH AT 4:00 PM*

ADDRESS/LOCATION	1512 Hatcher Lane, Columbia		
	TAX MAP:	GROUP:	PARCEL:
SUMMARY OF NATURE OF REQUEST AND WORK	Add 5 windows to Front of Building - 48x46 Add wood Door and cedar siding to replace existing Door + Siding. BLACK trim		

REQUEST DATE FOR PRE-APPLICATION CONFERENCE		<i>Pre-application meetings are scheduled for Wednesdays between 8 and 10 am. Meeting must be requested by Monday of the same week.</i>
---	--	---

SUBMITTAL REQUIREMENTS  
*10 copies of plan + PDF*  
*Fold all submittals larger than 8½"x11"*

SELECT REQUEST	PLAN SHALL INCLUDE
<input checked="" type="checkbox"/> Façade Approval <input type="checkbox"/> Large-scale Commercial Approval <input type="checkbox"/> Alternative Compliance Requested <input type="checkbox"/> Other: _____	<ul style="list-style-type: none"> <li>• Site Plan</li> <li>• Building elevations for <u>all sides</u> of the building: Color elevations, required, at legible scale, with all materials listed (materials board may be required)</li> <li>• If Alternative Compliance is requested, provide scope of alternative and description of proposed compliance.</li> <li>• Floor Plans for all new construction and façade remodels.</li> </ul>

Applications and all required submittals must be filed with the Department of Development Services prior to the established deadline. Both the applicant and property owner (if different from applicant) must sign the application. A representative for the project is required to be present at the meeting, at the request of the Commission.


**APPLICANT**

NAME	Mabry Construction	PHONE	931-626-9868
ADDRESS	6812 Worthington Rd	EMAIL	ron@mabryconstruction.net


**PROPERTY OWNER**

NAME		PHONE	
ADDRESS		EMAIL	

In filling out this application, I attest that (1) I am familiar with the rules, regulations, and procedures of the City of Columbia & (2) all information contained herein is accurate & true to the best of my knowledge.

<u>NAGA CHAGANTI</u>		<u>3/9/2022</u> <del>09/27/2021</del>
APPLICANT NAME	APPLICANT SIGNATURE	DATE

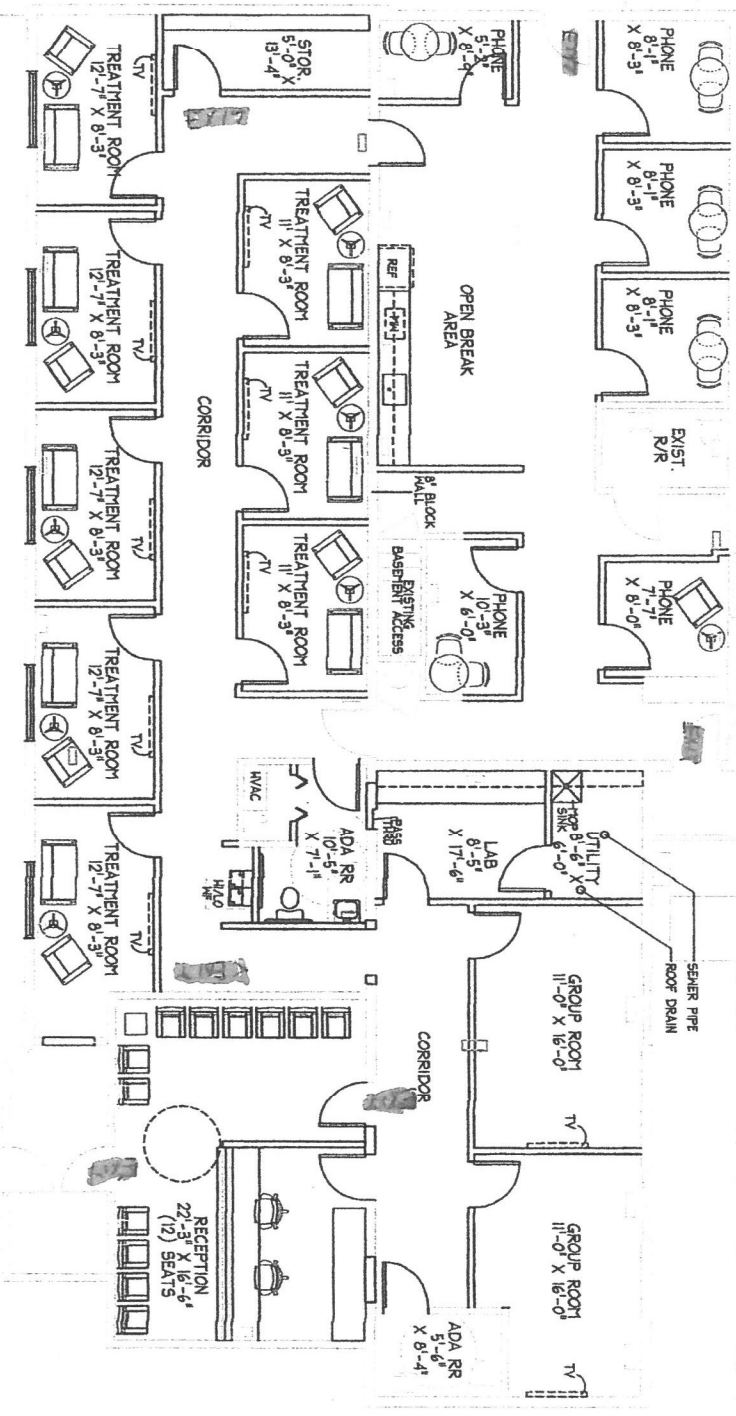
\* Zoning Ordinance Article 3.3.3, Applications will be reviewed for completeness within 5 days of submittal. Incomplete applications will be removed and the applicant will be notified by certified mail listing incomplete information.\*

<u>NAGA CHAGANTI</u>		<u>3/9/2022</u> <del>09/27/2021</del>
PROPERTY OWNER NAME	PROPERTY OWNER SIGNATURE	DATE

**STAFF USE ONLY**

DOCKET NO.		FEE PAID	
RECEIPT NO.		REQUESTED AGENDA	
DATE NOTICES SENT TO ADJACENT PROPERTY OWNERS			
DATE OF PUBLIC NOTICES IN DAILY HERALD			
BOARD ACTION			

rate



Venue South  
TheBare  
1141  
56-1098

CT: CEDAR RECOVERY  
ERLANE, COLUMBIA, TN  
PAGE PLAN #3  
: 18" = 1'-0"

*Interior renovation only*

*ALL DOORS ARE 3.0 X 6.8 EXITS  
HALLWAYS ARE 5'  
FRAMING WILL BE WOOD.*

SHEET: 1 OF 1

DATE: 12/1/2021  
JOB #: 11741-000

*Revised 3-9-2022*




Current Condition

5/9/2022



5 windows on front 48x16  
Cedar Siding + Wooden Door




Current Condition 3/9/2022



wooden door

wooden siding

45 ft x 11 ft





CITY OF COLUMBIA TENNESSEE  
 ARCHITECTURAL DESIGN REVIEW  
 STAFF REPORT

CONTACT INFORMATION

Austin Brass, City Planner, [abrass@columbiatn.com](mailto:abrass@columbiatn.com) , 931-560-1560

DOCKET/CASE/APPLICATION NUMBER

**ART 22-0060**

APPLICANT/OWNER

**Mabry Construction/ Naga Chaganti**

MEETING DATE

**N/A**

PROPERTY ADDRESS/LOCATION

**1512 Hatcher Lane / Tax Map 100J Parcel 06.**

**PROJECT DESCRIPTION:**

This request is for an exterior façade modification of an existing 3,955 SF commercial building. Alterations include the addition of five 48 X 46 storefront windows with the addition of a wood door replacing a storefront style door. The placement of cedar clad siding is proposed where vinyl siding had previously existed nearest to the buildings entrance area.



EXISTING ZONING	EXISTING LAND USE	SURROUNDING ZONING & LAND USE	SITE IMPROVEMENTS	Historic District
GCS (General Commercial Services)	Commercial Office	GCS / Shopping Center & Office Uses.	Façade Modification	N/A

**Building Façade Design Standards Referenced:**

Sec. 6.1 General 6.1.6 Building façade Design Standards

**B. Standards**

1. All facades shall be constructed of one or a combination of the following materials: concrete aggregate, stucco, brick, stone, glass or wood, faced concrete block.
2. No portion of building constructed of unadorned (un-faced) concrete masonry units or corrugated and/or sheet metal shall be used.
3. Monolithic buildings are prohibited and no single façade extending unbroken more than approximately 35 feet in a horizontal plane may be visible from a public roadway. Compliance may be obtained through the following:
  - a. The use of projections or recesses (articulation).
  - b. The use of architectural detail to provide visual interest including but not limited to: columns, large windows, entry ways, beams, poles, or glass.

**C. Alternative Compliance**



CITY OF COLUMBIA TENNESSEE  
ARCHITECTURAL DESIGN REVIEW  
STAFF REPORT

Alternative Compliance may be obtained using the Design Review process. In such cases, the Architectural Design Review Team shall have the authority to approve the following:

1. Materials of construction not listed, provided the materials used are implemented in a manner that enhances the surrounding area and complies with the intent of the code.

**PLANNING STAFF EVALUATION:**

This request is for the exterior modification of a 3,955 SF building constructed in 1965. Alterations of the façade including the placement of five 48 X 46 storefront windows on the front elevation. In addition, an existing storefront style front door is being replaced by a wood door. The vinyl siding around entrance area is being proposed to be replaced with wood cedar siding; an accepted material per the guidelines cited.



ARCHITECTURAL REVIEW TEAM  
PROJECT DEVELOPMENT APPLICATION  
DEADLINE: 3<sup>RD</sup> MONDAY OF THE MONTH AT 4:00 PM

ADDRESS/LOCATION	2211 Carmack Blvd Columbia TN 38401		
	TAX MAP:	GROUP:	PARCEL:
SUMMARY OF NATURE OF REQUEST AND WORK	EIFS exterior awl paint		

REQUEST DATE FOR PRE-APPLICATION CONFERENCE	3-21-22	Pre-application meetings are scheduled for Wednesdays between 8 and 10 am. Meeting must be requested by Monday of the same week.
---	---------	--

SUBMITTAL REQUIREMENTS  
10 copies of plan + PDF  
Fold all submittals larger than 8 1/2 "x11 "

SELECT REQUEST	PLAN SHALL INCLUDE
<input checked="" type="checkbox"/> Façade Approval <input type="checkbox"/> Alternative Compliance Requested <input type="checkbox"/> Other: _____	<ul style="list-style-type: none"> <li>• Site Plan</li> <li>• Building elevations for <u>all sides</u> of the building: Color elevations, required, at legible scale, with all materials listed (materials board may be required)</li> <li>• If Alternative Compliance is requested, provide scope of alternative and description of proposed compliance.</li> <li>• Floor Plans for all new construction and façade remodels.</li> </ul>

Applications and all required submittals must be filed with the Department of Development Services prior to the established deadline. Both the applicant and property owner (if different from applicant) must sign the application. A representative for the project is required to be present at the meeting, at the request of the Commission.

APPLICANT

NAME	TJ Electrical Co	PHONE	615-394-2117
ADDRESS	718 Thompson Ln 108-115 Nashville TN 37204	EMAIL	TJElectrical@gmail.com

PROPERTY OWNER

NAME	Lucian Barbu	PHONE	615-613-8465
ADDRESS	P.O. Box 68334 Nashville TN 37206	EMAIL	Labarbu@aol.com

In filling out this application, I attest that (1) I am familiar with the rules, regulations, and procedures of the City of Columbia & (2) all information contained herein is accurate & true to the best of my knowledge.

Thomas Jason Zimmer      [Signature]      3-15-22  
 APPLICANT NAME      APPLICANT SIGNATURE      DATE

\* Zoning Ordinance Article 3.3.3, Applications will be reviewed for completeness within 5 days of submittal. Incomplete applications will be removed and the applicant will be notified by certified mail listing incomplete information.\*

Lucian Barbu      [Signature]      3-15-22  
 PROPERTY OWNER NAME      PROPERTY OWNER SIGNATURE      DATE

STAFF USE ONLY

DOCKET NO.		FEE PAID	
RECEIPT NO.		REQUESTED AGENDA	
DATE NOTICES SENT TO ADJACENT PROPERTY OWNERS			
DATE OF PUBLIC NOTICES IN DAILY HERALD			
BOARD ACTION			



2211 CARMACK BLVD.  
COLUMBIA, TN 38401

**FRONT  
ELEVATION**

**Lynn White**  
+ associates

6965 Sunnywood Dr.  
Nashville, TN 37211  
p 615.308.5330  
marklynn1@hotmail.com  
© Lynn+White Associates

## EXTERIOR ELEVATIONS

SCALE: 1/4"=1'-0"

PAPER: ARCH D 36x24
DATE ISSUED: 03/09/2022
REVISIONS:
1.

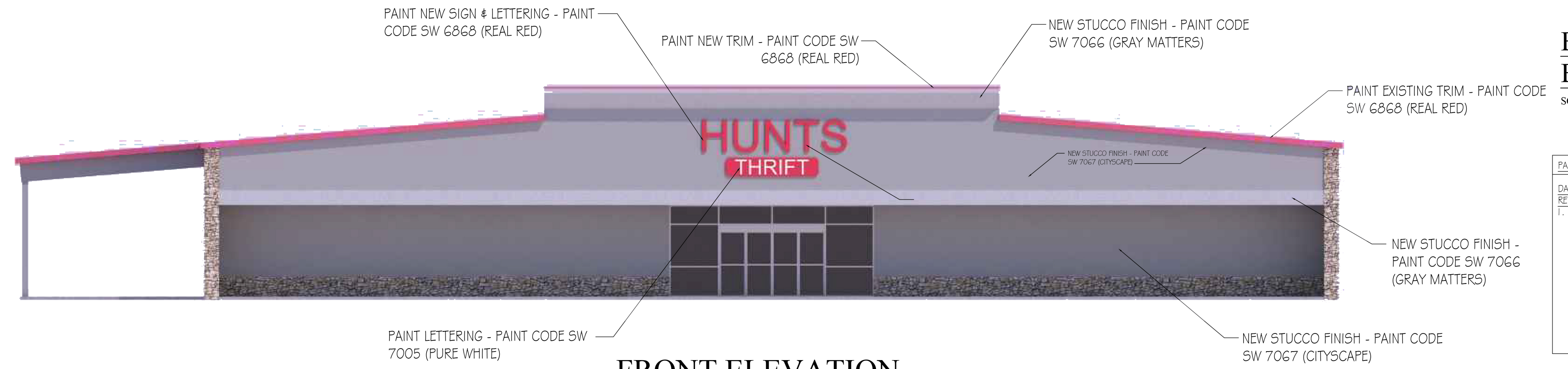
**PLEASE NOTE:**

DESIGNER ASSUMES NO LIABILITY FOR ANY HOME CONSTRUCTED FROM THIS PLAN. IT IS THE RESPONSIBILITY OF THE PURCHASER OF THIS PLAN TO PERFORM THE FOLLOWING BEFORE BEGINNING ACTUAL CONSTRUCTION.


1. BUILDER OR CONTRACTOR MUST VERIFY ALL DIMENSIONS & ALL SQUARE FOOTAGE PRIOR TO PROCEEDING WITH CONSTRUCTION.
2. BUILDER OR CONTRACTOR MUST VERIFY COMPLIANCE WITH ALL LOCAL BUILDING CODES IN THE AREA WHERE THE HOME IS TO BE CONSTRUCTED.
3. DESIGNER ASSUMES NO RESPONSIBILITY FOR STRUCTURAL ENGINEERING ASPECTS.

CAUTION MUST BE EXERCISED IN MAKING ANY CHANGES IN THIS PLAN. ONLY QUALIFIED DESIGNERS, ARCHITECTS, CONTRACTORS, OR STRUCTURAL ENGINEERS SHOULD ATTEMPT MODIFICATIONS. AS EVEN MINOR CHANGES IN ONE AREA OF THE HOUSE COULD LEAD TO MAJOR PROBLEMS IN ANOTHER AREA.

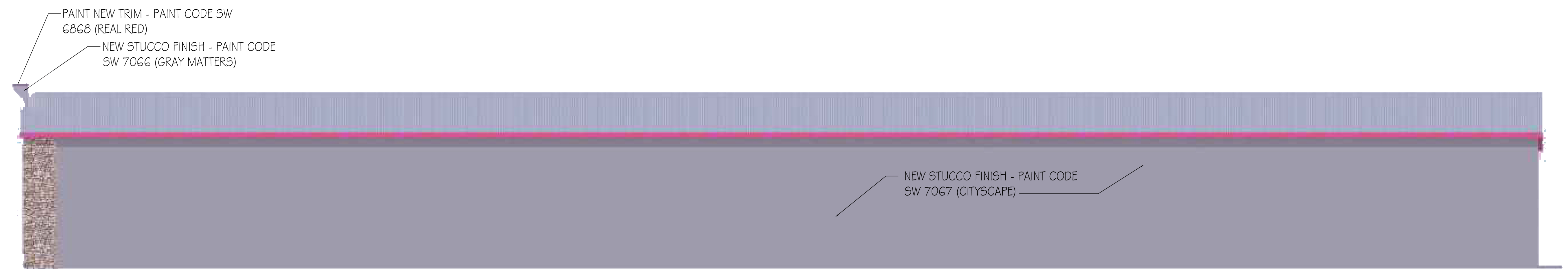
LYNN WHITE & ASSOCIATES IS NOT A LICENSED ARCHITECT.



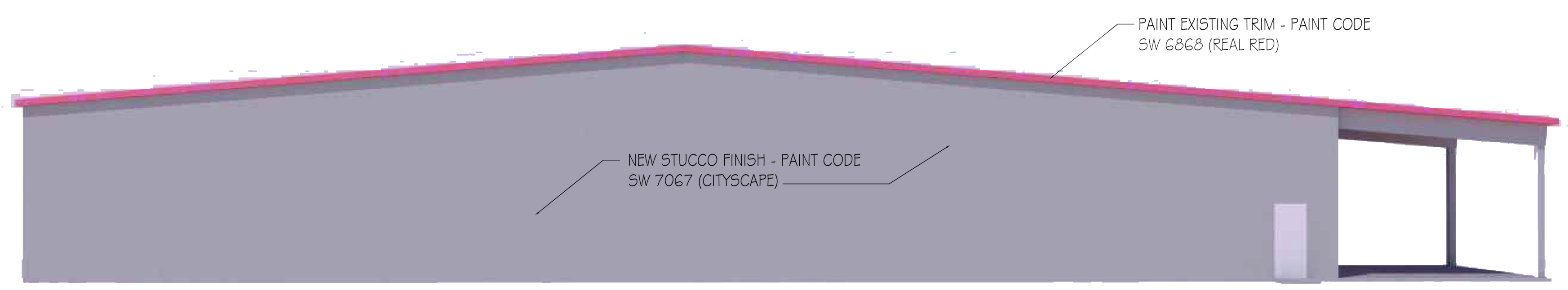
**FRONT ELEVATION**



**LEFT ELEVATION**



**RIGHT ELEVATION**



**REAR ELEVATION**

2211 CARMACK BLVD.  
COLUMBIA, TN 38401

**Lynn White**  
+ associates

6965 Sunnywood Dr.  
Nashville, TN 37211  
p 615.308.5330  
marklynn1@hotmail.com  
© Lynn+White Associates

Z:\2-CUSTOM HOMES\REMODEL\1 CH-REMODEL\CHRM\Barbu Lucian 11-12-21\CHRM 2211 Carmack Blvd 3-7-22\2211 Carmack Blvd 3-7-22.dwg, DWG To PDF.pc3, Arch D 36x24, 1/1



CITY OF COLUMBIA TENNESSEE  
 ARCHITECTURAL DESIGN REVIEW  
 STAFF REPORT

CONTACT INFORMATION

Austin Brass, City Planner, [abrass@columbiatn.com](mailto:abrass@columbiatn.com) , 931-560-1560

DOCKET/CASE/APPLICATION NUMBER

**ART 22-0064**

APPLICANT/OWNER

**TJ Electrical Co./ Lucian Barbu**

MEETING DATE

**N/A**

PROPERTY ADDRESS/LOCATION

**2211 Carmack Blvd / Tax Map 113  
 D Parcel 008.00**

**PROJECT DESCRIPTION:**

This request is for an exterior façade modification of an existing 24,096 SF commercial building (*former Tractor Supply Retail Store*). Alterations include the removal of the buildings existing corrugated metal cladding to be replaced with an EIFS cladding on all elevations.



EXISTING ZONING	EXISTING LAND USE	SURROUNDING ZONING & LAND USE	SITE IMPROVEMENTS	Historic District
I-R (Industrial Restrictive)	Vacant Commercial Building	GCS & IR / Grocery Store/ Auto Sales	Façade Modification	N/A

**Building Façade Design Standards Referenced:**

Sec. 6.1 General 6.1.6 Building façade Design Standards

**B. Standards**

1. All facades shall be constructed of one or a combination of the following materials: concrete aggregate, stucco, brick, stone, glass or wood, faced concrete block.
2. No portion of building constructed of unadorned (un-faced) concrete masonry units or corrugated and/or sheet metal shall be used.
3. Monolithic buildings are prohibited and no single façade extending unbroken more than approximately 35 feet in a horizontal plane may be visible from a public roadway. Compliance may be obtained through the following:
  - a. The use of projections or recesses (articulation).
  - b. The use of architectural detail to provide visual interest including but not limited to: columns, large windows, entry ways, beams, poles, or glass.

**C. Alternative Compliance**

Alternative Compliance may be obtained using the Design Review process. In such cases, the Architectural Design Review Team shall have the authority to approve the following:

1. Materials of construction not listed, provided the materials used are implemented in a manner that enhances the surrounding area and complies with the intent of the code.

**PLANNING STAFF EVALUATION:**

This request is for the exterior modification of a 24,096 SF-building constructed in 1968. Alterations include the removal of an existing corrugated metal faced on all elevations to be replaced with an EIFS cladding. Visual aspects of the rendering appear that the stone base will be refinished; however, the existing stone base is being proposed by the applicant to remain. EIFS cladding is an accepted material per the guidelines.



**DEVELOPMENT SERVICES**  
700 NORTH GARDEN STREET  
COLUMBIA, TN 38401  
PHONE: (931) 560-1560  
FAX: (931) 560-1541

**ARCHITECTURAL REVIEW TEAM**  
**PROJECT DEVELOPMENT APPLICATION**  
*DEADLINE: 3<sup>RD</sup> MONDAY OF THE MONTH AT 4:00 PM*

ADDRESS/LOCATION			
	TAX MAP: 100 N	GROUP: M	PARCEL: 00203.00
SUMMARY OF NATURE OF REQUEST AND WORK	Demolition of Fat Mo's and New Construction of a Dutch Bros Drive Thru Coffee Shop.		

REQUEST DATE FOR PRE-APPLICATION CONFERENCE		<i>Pre-application meetings are scheduled for Wednesdays between 8 and 10 am. Meeting must be requested by Monday of the same week.</i>
---	--	---

**SUBMITTAL REQUIREMENTS**  
*10 copies of plan + PDF*  
*Fold all submittals larger than 8½"x11"*

SELECT REQUEST	PLAN SHALL INCLUDE
<input checked="" type="checkbox"/> Façade Approval <input type="checkbox"/> Alternative Compliance Requested <input type="checkbox"/> Other: _____	<ul style="list-style-type: none"> <li>• Site Plan</li> <li>• Building elevations for <u>all sides</u> of the building: Color elevations, required, at legible scale, with all materials listed (materials board may be required)</li> <li>• If Alternative Compliance is requested, provide scope of alternative and description of proposed compliance.</li> <li>• Floor Plans for all new construction and façade remodels.</li> </ul>

Applications and all required submittals must be filed with the Department of Development Services prior to the established deadline. Both the applicant and property owner (if different from applicant) must sign the application. A representative for the project is required to be present at the meeting, at the request of the Commission.

**APPLICANT**

NAME	Edin Coralic - Coralic, LLC	PHONE	(314) 578-4953
ADDRESS	9700 Mackenzie Rd., Ste.222, St. Louis, MO 63128	EMAIL	edin@coralicarchitecture.com

**PROPERTY OWNER**

NAME	Hussein Mohammadi	PHONE	651-972-8025
ADDRESS	9300 Concord Rd., Brentwood, TN 37027	EMAIL	fereshte.realestate@gmail.com

*In filling out this application, I attest that (1) I am familiar with the rules, regulations, and procedures of the City of Columbia & (2) all information contained herein is accurate & true to the best of my knowledge.*

Edin Coralic  
APPLICANT NAME

  
APPLICANT SIGNATURE

3/18/2022  
DATE

**\* Zoning Ordinance Article 3.3.3, Applications will be reviewed for completeness within 5 days of submittal. Incomplete applications will be removed and the applicant will be notified by certified mail listing incomplete information.\***

Hussein Mohammadi  
PROPERTY OWNER NAME

DocuSigned by:  
  
DD851D7A6CDC427...  
PROPERTY OWNER SIGNATURE

3/18/2022  
DATE

*STAFF USE ONLY*

DOCKET NO.		FEE PAID	
RECEIPT NO.		REQUESTED AGENDA	

DATE NOTICES SENT TO ADJACENT PROPERTY OWNERS	
DATE OF PUBLIC NOTICES IN DAILY HERALD	

BOARD ACTION	
--------------	--

The name DUTCHBROS, and all associated logos, distinctive designs, content, information, and other materials featured, displayed, combined, or used in any way, are trademarks of Dutch Bros, Inc. and are protected by copyright, trademark, trade dress, patent, and/or other intellectual property rights and shall remain the property of Dutch Bros, Inc. All other trademarks, trade dress, patents, and/or other intellectual property rights and shall remain the property of their respective owners.

### SIDING SCHEDULE - ALTERNATE w/ CANOPY

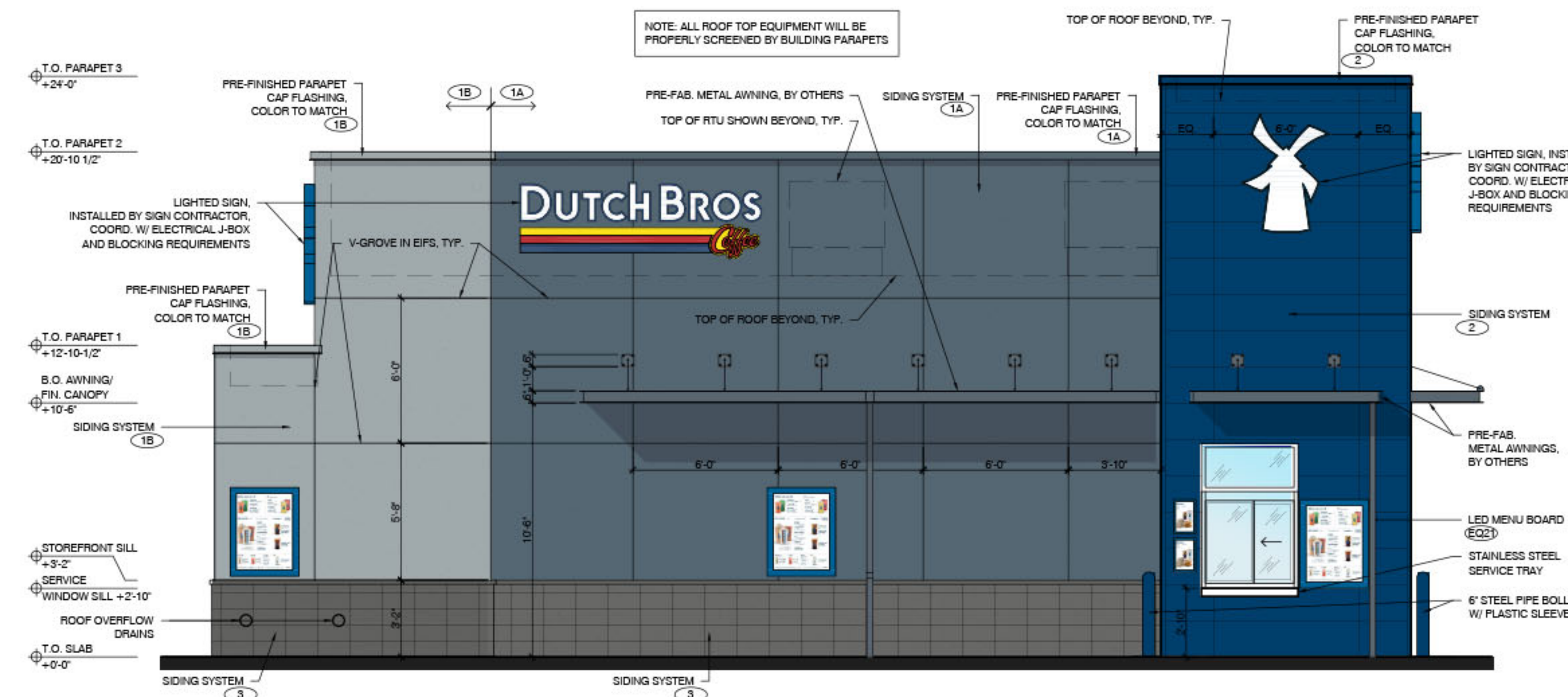
ID TAG	MATERIAL	MANUFACTURER	MODEL	REMARKS
<b>ZONE 1 (BODY)</b>				
1A	EIFS	BASF/ SENERGY	1 1/2" CHANNELED ADHESIVE CI DESIGN SYSTEM	COLOR: BLDG DB DARK GRAY
1B	EIFS	BASF/ SENERGY	1 1/2" CHANNELED ADHESIVE CI DESIGN SYSTEM	COLOR: BLDG DB LIGHT GRAY
<b>ZONE 2 (TOWER)</b>				
2	FIBER CEMENT SIDING	NICHIHA	ILLUMINATION, AWP 1818 w/ FACTORY OUTSIDE CORNERS	COLOR: BLDG DB BLUE
<b>ZONE 3 (BASE)</b>				
3	CMU VENEER AND SILL	WILLAMETTE GRAYSTONE OR APPROVED OTHER	4-8-16,SPLIT FACE	COLOR: CHARCOAL - REVIEW FINAL COLOR SELECTION W/ DB
<b>ZONE 4 (FRAMED CANOPY)</b>				
4	FASCIA	-	METAL FASCIA; FLAT	3 SIDES: COLOR: BLDG DB DARK GRAY
5	SOFFIT	HEWN ELEMENTS	NATURAL NORTHWESTERN SPRUCE	1x8, T&G, 1/8" REVEAL
6	COLUMNS	WILLAMETTE GRAYSTONE OR APPROVED OTHER	4-8-16,SPLIT FACE	COLOR: CHARCOAL - REVIEW FINAL COLOR SELECTION W/ DB



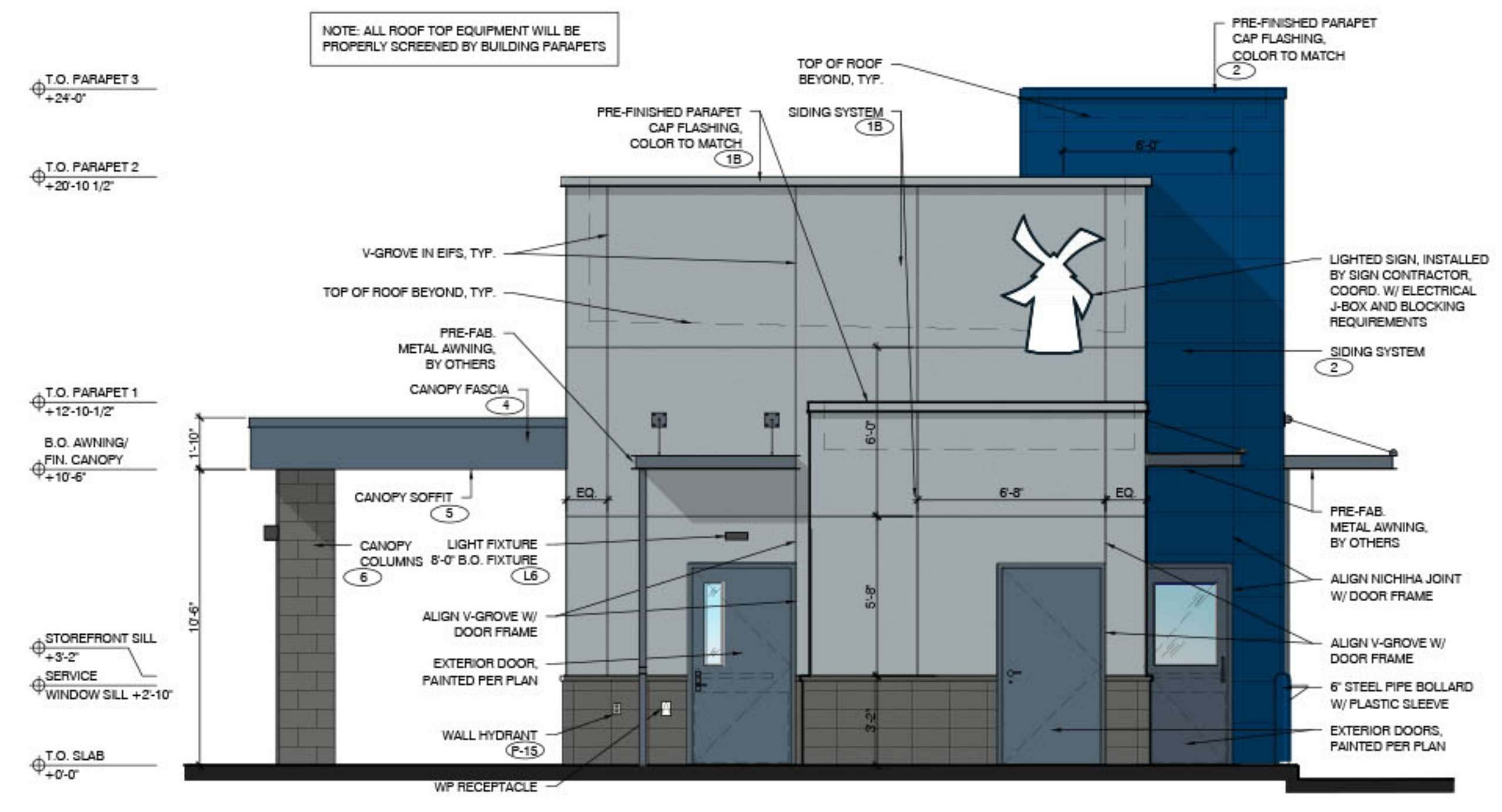
**ARCHITECT**  
 CORALIC, LLC  
 EDIN CORALIC  
 9700 MACKENZIE ROAD, STE. 222,  
 ST. LOUIS, MO 63123  
 p: 314.578.4953  
 e: edin@coralicarchitecture.com

**STRUCTURAL ENGINEER**  
 JAMES C. KREHER  
 JIM KREHER  
 208 N. MAIN STREET,  
 COLUMBIA, IL 62236  
 p: 618.281.8505  
 jimk@kreherengineering.com

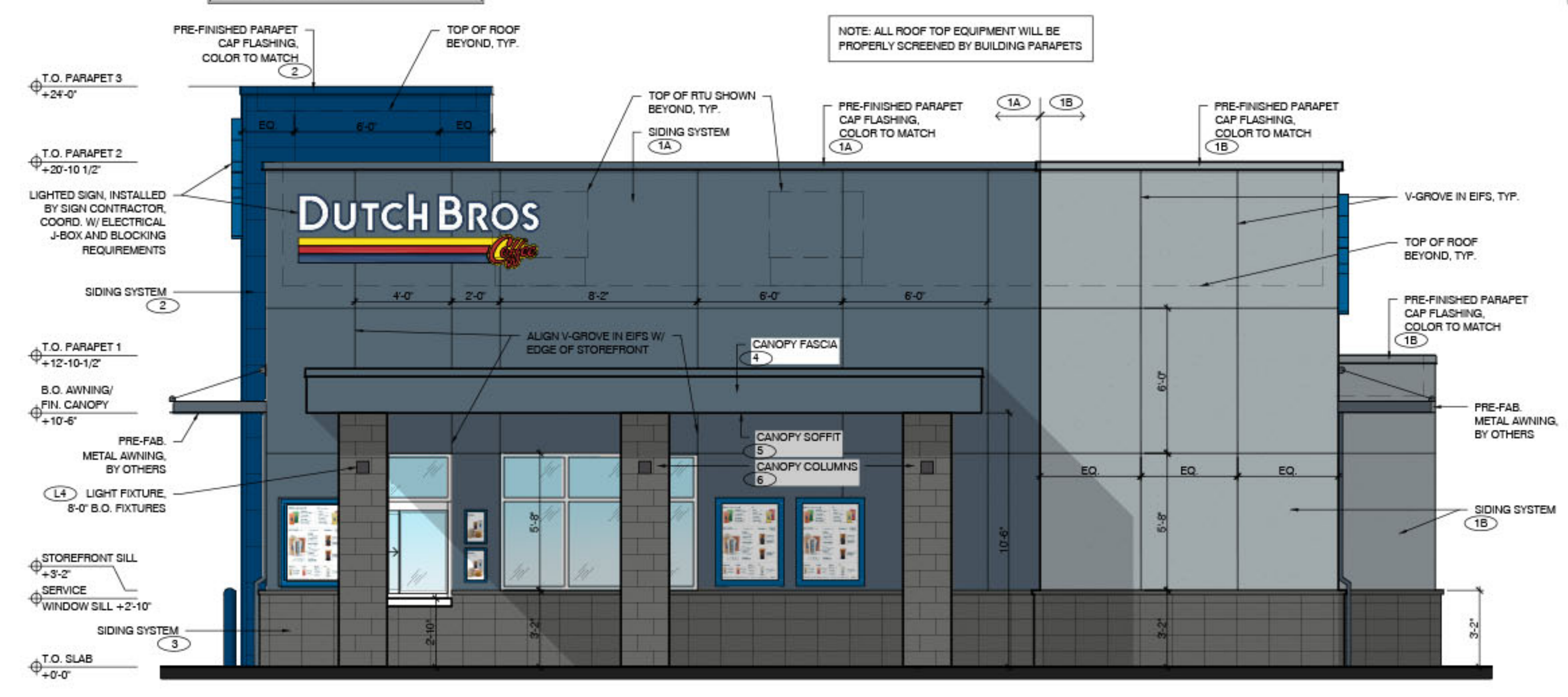
**MEP ENGINEER**  
 Case Engineering  
 DARRELL R. CASE  
 796 MERUS CT.,  
 FENTON, MO 63026  
 T. 636.349.1600 F. 636.349.1730  
 dcase@caseengineeringinc.com




**4** **SOUTHEAST ELEVATION - DRIVE-THRU WINDOW**  
 SCALE: 1/4" = 1'-0"



**3** **SOUTHWEST ELEVATION**  
 SCALE: 1/4" = 1'-0"



**2** **NORTHWEST ELEVATION - WALK-UP WINDOW**  
 SCALE: 1/4" = 1'-0"



**1** **NORTHEAST ELEVATION**  
 SCALE: 1/4" = 1'-0"

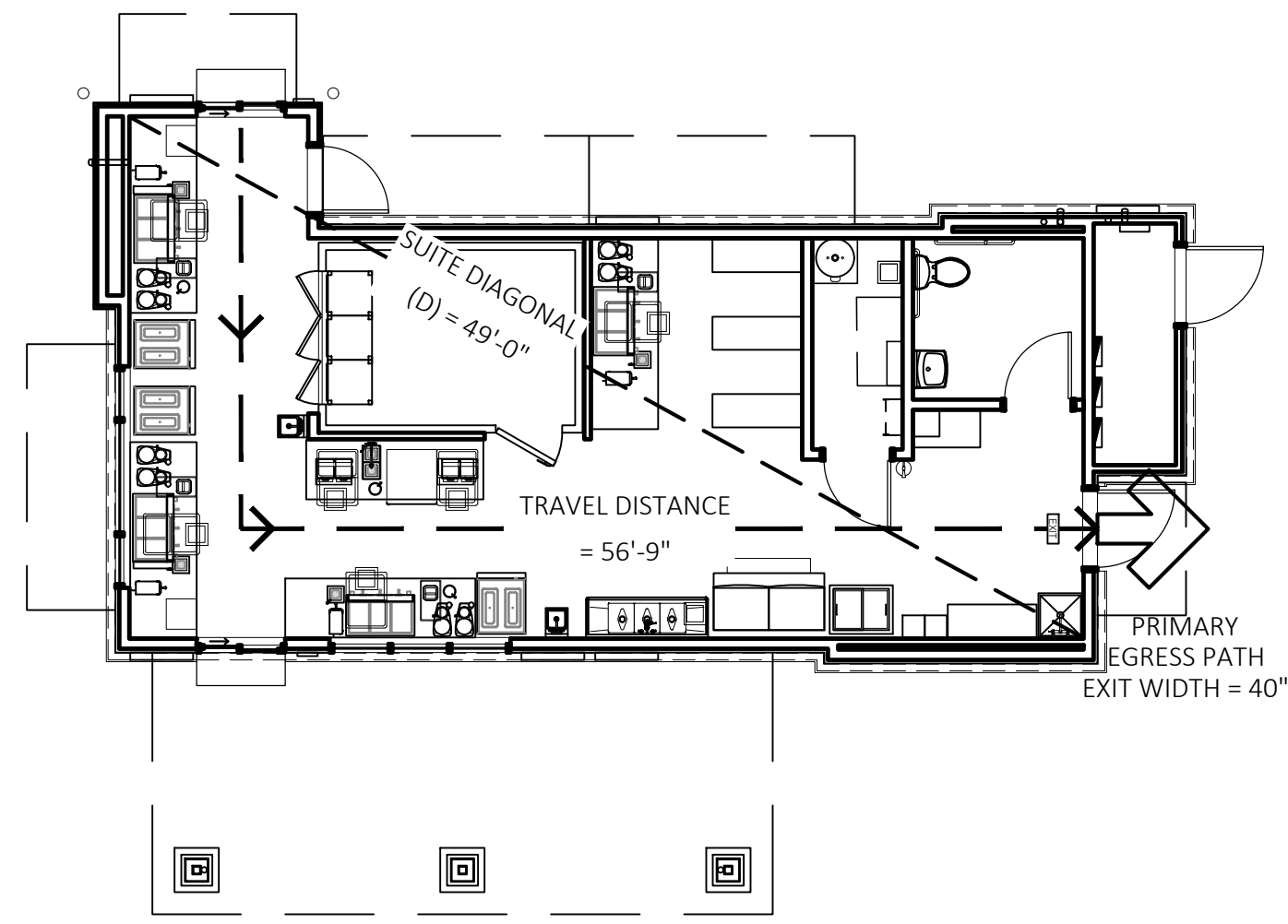
**Project No: TN0602**  
 Dutch Bros Coffee -  
 New Freestanding Store  
 813 S. JAMES CAMPBELL BLVD,  
 COLUMBIA, TN 38401  
 for Dutch Bros Coffee  
 110 SW 4TH ST. GRANITS PASS, OR 97526

ISSUED FOR PERMIT :  
 3.02.2022

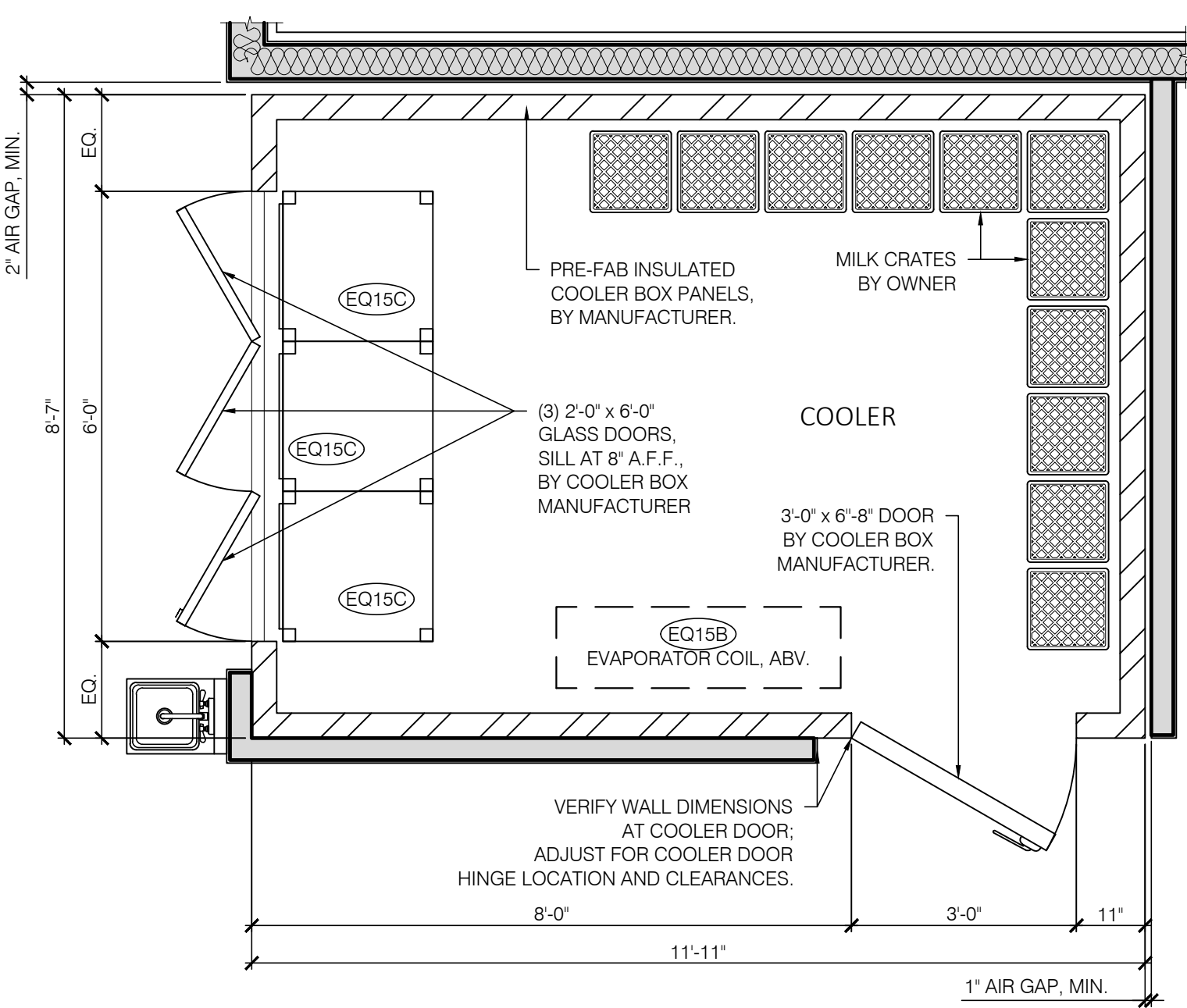
REV. DATE	DESCRIPTION

SHEET NAME:  
 BUILDING ELEVATIONS  
 SHEET NUMBER:

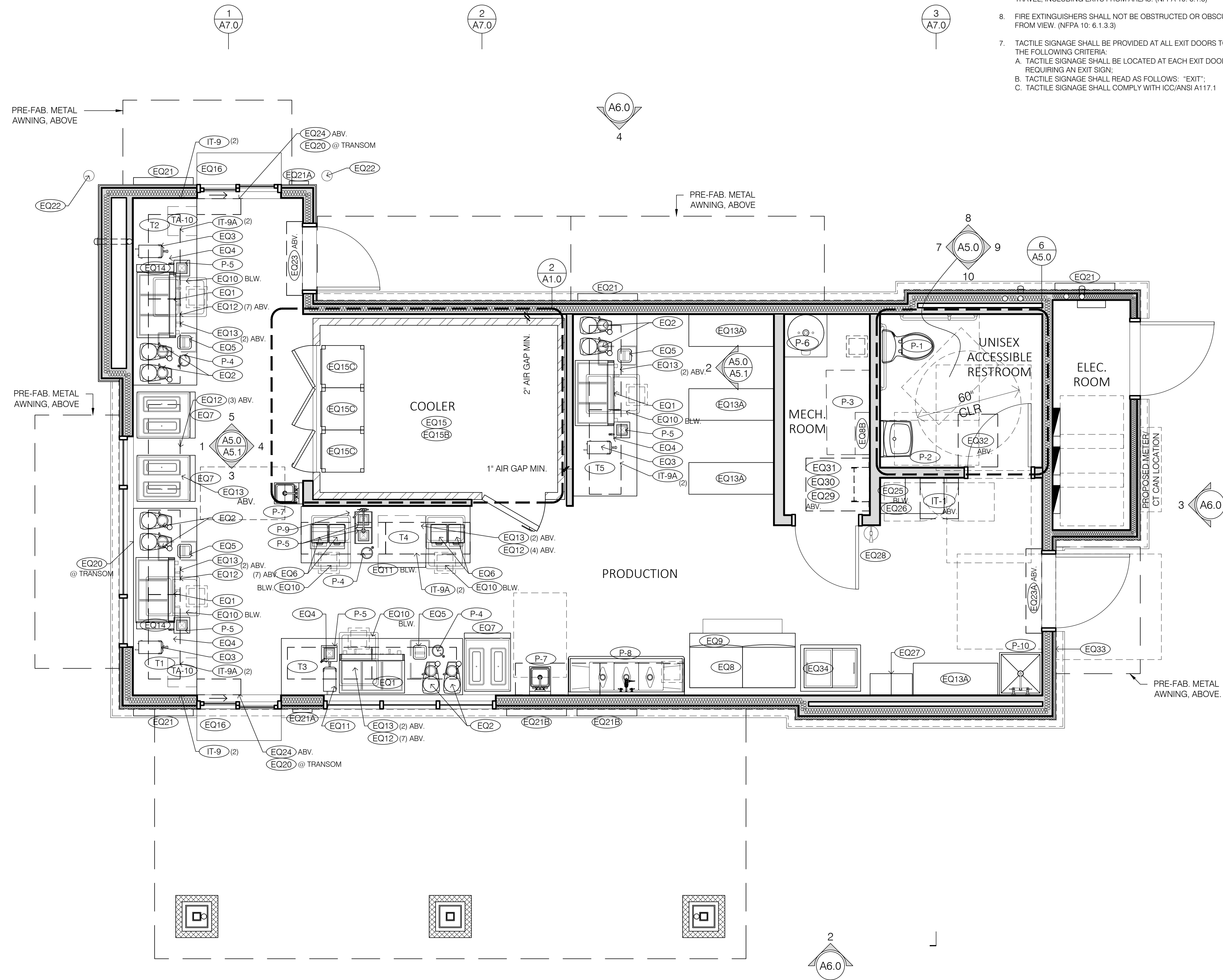
The name DUTCH BROS. and all associated logos, distinctive designs, content, information, and other materials featured, contained herein, and made available by Dutch Bros., including but not limited to, the "hook and leaf" of the establishments and products, all text, images, colors, configurations, graphics, designs, illustrations, photographs, and pictures (collectively, the "Materials") are owned by and/or licensed by DB Franchising USA, LLC and are protected by copyright, trademark, trade dress, patent, and/or other intellectual property rights and unfair competition laws under the United States and foreign laws.



**3 FIRE/LIFE SAFETY PLAN**  
SCALE: 1/8" = 1'-0"



**2 ENLARGED COOLER PLAN**  
SCALE: 1/2" = 1'-0"



**COOLER GENERAL NOTES:**

- COOLER INSULATION VALUES FOR WALLS, CEILING, AND DOORS SHALL BE MIN. R-25
- AUTOMATIC DOOR CLOSERS SHALL BE PROVIDED THAT FULLY CLOSE WALK-IN DOORS THAT HAVE BEEN CLOSED TO WITHIN 1 INCH OF FULL CLOSURE
- DOORWAYS SHALL HAVE STRIP DOORS, CURTAINS, SPRING-HINGED DOORS OR OTHER METHOD OF MINIMIZING INFILTRATION WHEN DOORS ARE OPEN


**GENERAL NOTES:**

- THIS DRAWING IS FOR EQUIPMENT LAYOUT PURPOSES ONLY. PLEASE SEE FLOOR PLAN FOR FULLY DIMENSIONED PARTITION LOCATIONS AND ASSEMBLIES.
- NOTE: PLEASE SEE SHEET G1.0 COVER SHEET, FOR CODE SUMMARY, BUILDING DATA AND EXIT ACCESS REQUIREMENTS.
- G.C. TO VERIFY ALL DIMENSIONS IN THE FIELD BEFORE COMMENCING CONSTRUCTION.
- ALL FIRE EXTINGUISHERS SHALL BE STATE OF TENNESSEE CERTIFIED. ALL FIRE EXTINGUISHERS SHALL BE PROPERLY MOUNTED AT THE HEIGHT REQUIREMENTS OF NO HIGHER THAN 4'-6" A.F.F. TO THE TOP OF THE EXTINGUISHER AND AT LEAST 6" FROM FLOOR TO THE BOTTOM OF EXTINGUISHER. (NFPA 10: 6.1.3.8)
- ALL PROPERLY MOUNTED FIRE EXTINGUISHERS SHALL NOT EXCEED 75' OF TRAVEL DISTANCE APART. (NFPA 1: 6.1)
- FIRE EXTINGUISHERS SHALL BE CONSPICUOUSLY LOCATED WHERE THEY ARE READILY ACCESSIBLE AND IMMEDIATELY AVAILABLE IN THE EVENT OF FIRE. (NFPA 10: 6.1.3)
- FIRE EXTINGUISHERS SHALL BE LOCATED ALONG NORMAL PATHS OF TRAVEL, INCLUDING EXITS FROM AREAS. (NFPA 10: 6.1.3)
- FIRE EXTINGUISHERS SHALL NOT BE OBSTRUCTED OR OBSCURED FROM VIEW. (NFPA 10: 6.1.3.3)
- TACTILE SIGNAGE SHALL BE PROVIDED AT ALL EXIT DOORS TO MEET THE FOLLOWING CRITERIA:  
A. TACTILE SIGNAGE SHALL BE LOCATED AT EACH EXIT DOOR REQUIRING AN EXIT SIGN;  
B. TACTILE SIGNAGE SHALL READ AS FOLLOWS: "EXIT";  
C. TACTILE SIGNAGE SHALL COMPLY WITH ICC/ANSI A117.1



**ARCHITECT**  
 CORALIC, LLC  
 EDIN CORALIC  
 9700 MACKENZIE ROAD, STE. 222,  
 ST. LOUIS, MO 63123  
 p: 314.578.4953  
 e: edin@coralicarchitecture.com  
**STRUCTURAL ENGINEER**  
 JAMES C. KREHER  
 JIM KREHER  
 208 N. MAIN STREET,  
 COLUMBIA, IL 62236  
 p: 618.281.8505  
 jimk@kreherengineering.com  
**MEP ENGINEER**  
 Case Engineering  
 DARRRELL R. CASE  
 796 MERUS CT.,  
 FENTON, MO 63026  
 T. 636.349.1600 F. 636.349.1730  
 dcase@caseengineeringinc.com

EDIN CORALIC ARCHITECT  
 No. 107011 - EXP. 11-30-2022



**Project No: TN0602**  
 Dutch Bros Coffee -  
 New Freestanding Store  
 813 S. JAMES CAMPBELL BLVD.,  
 COLUMBIA, TN 38401  
 for: Dutch Bros Coffee  
 110 SW 4TH ST. GRANTIS PASS, OR 97526

ISSUED FOR PERMIT :  
 3.02.2022

REV.	DATE:	DESCRIPTION:

SHEET NAME:  
 EQUIPMENT/ ENLARGED  
 COOLER/ FIRE-LIFE  
 SAFETY PLANS

SHEET NUMBER:

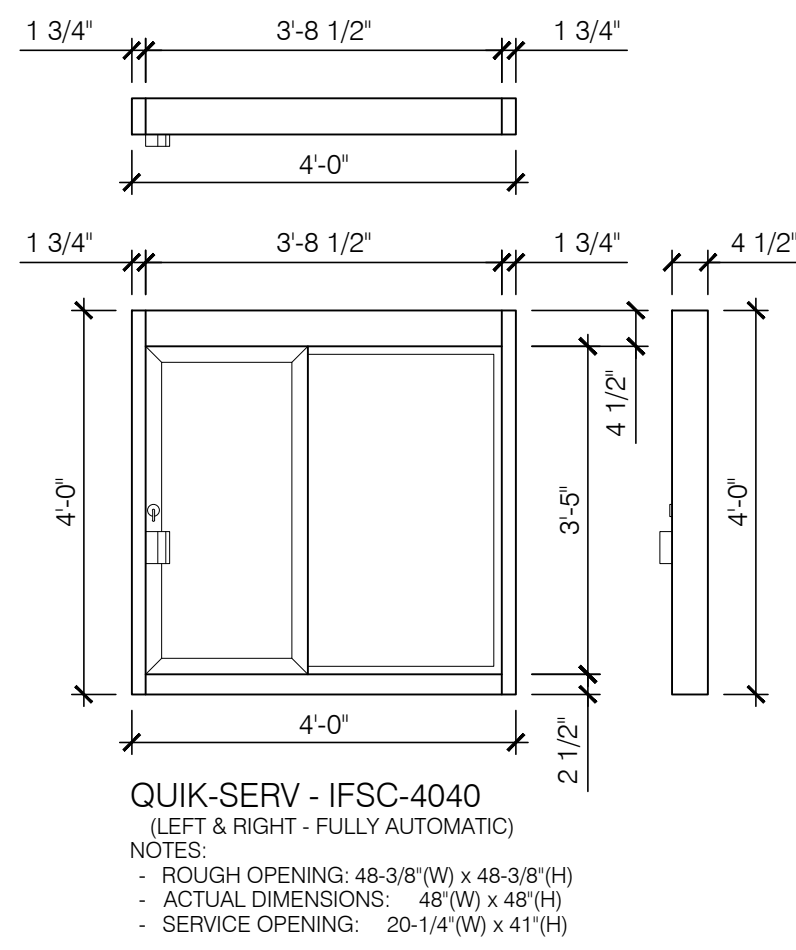
**A1.0**

© 2021 DB Franchising USA, LLC

### WINDOW SCHEDULE

**NOTES:**

- U-FACTOR - FIXED: 0.38
- U-FACTOR - OPERABLE: 0.48
- STOREFRONT SYSTEMS SHALL HAVE A CLEAR ANODIZED ALUMINUM FACTORY FINISH
- PROVIDE IMPACT GLASS (HURRICANE GLASS OR SIM.), SEE SPECS.



### DOOR NOTES

- THIS PLAN IS ISSUED SO THAT THE CONTRACTOR CAN MAINTAIN FULL COMPLIANCE WITH THE INTERNATIONAL BUILDING CODE FOR WHEELCHAIR MANUEVERABILITY AT DOORS. THIS DETAIL INDICATES PARTIAL REQUIREMENTS OF THE CODE. IT IS ADVISED THAT THE CONTRACTOR OBTAIN A COMPLETE COPY OF THESE CODES FOR REFERENCE.
- THE DIMENSIONS SHOWN ARE CRITICAL FOR COMPLIANCE WITH THE CODES. IT IS THE CONTRACTOR'S RESPONSIBILITY TO INSURE PROPER CLEARANCES FOR WHEELCHAIR MANUEVERABILITY. IF CONFLICTS OCCUR, BRING TO DESIGNERS ATTENTION IMMEDIATELY.
- FOR FULL SWING DOORS A MINIMUM 2'-10" WIDE DOOR IS REQUIRED FOR CLEARANCE. FOR 90° SWING DOORS A MINIMUM 3'-0" WIDE DOOR IS REQUIRED FOR CLEARANCE.
- IN ORDER TO ACHIEVE THE REQUIRED 12" OR 18" MINIMUM CLEARANCES AT DOOR AND A MINIMUM PASSAGE WIDTH, THE DOOR FRAME AT HINGE SIDE MAY HAVE TO BE AGAINST THE ADJACENT WALL.
- THE MAXIMUM EFFORT FOR BOTH INTERIOR AND EXTERIOR DOORS IS 5 LBS. CLOSING SPEED IS 5 SEC MIN. FROM 90° TO 12°.
- 1/2" MAXIMUM HIGH THRESHOLD (ABOVE FLOOR AND LANDING ON BOTH SIDES) AT BUILDING ENTRANCES AND ALL DOORS.
- DOOR HARDWARE AT ALL EXIT DOORS TO ALLOW DOORS TO BE OPENED FROM THE INSIDE WITHOUT KEY. SPECIAL KNOWLEDGE OR EFFORT PER APPROPRIATE CODE.
- SIGNAGE FOR ONLY MAIN ENTRY DOORS ALLOWED TO HAVE KEY LOCKING DEVICES TO STATE: "THIS DOOR TO REMAIN UNLOCKED WHEN BUILDING IS OCCUPIED"
- 10" HIGH KICK PLATE AT BOTTOM OF GLAZED AND STOREFRONT DOORS.
- ALL DOORS EQUIPPED WITH SINGLE-EFFORT, NON-GRASPING TYPE HARDWARE BETWEEN 34" MIN. AND 44" MAX. ABOVE THE FINISHED FLOOR.
- WIDTH OF DOORS TO BE A MINIMUM OF 36" TO PROVIDE REQUIRED 32" NET CLEARANCE WIDTH BETWEEN THE FACE OF THE DOOR AND THE JAMB.
- ALL DOORS TO BE KEVED ALIKE; GC TO PROVIDE A TOTAL OF 6 KEYS.

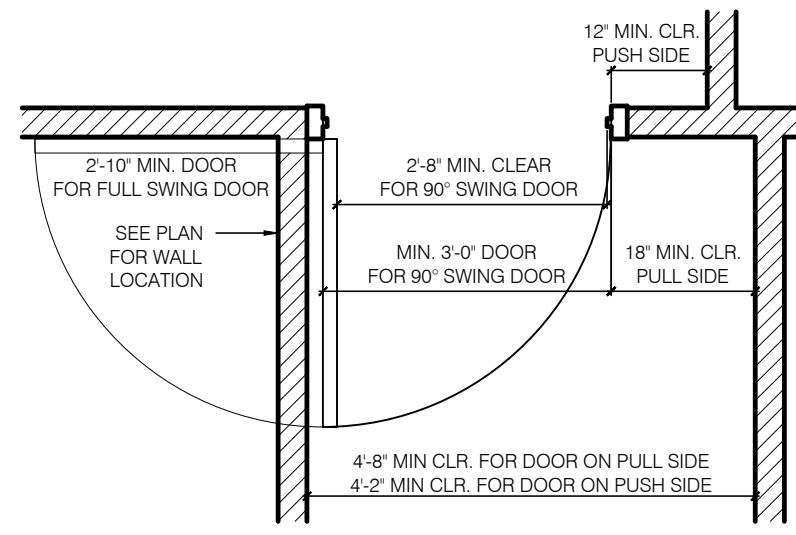
### DOOR SCHEDULE

#	SIZE		TYPE	GLASS	MATERIAL		HARDWARE	NOTES:
	WIDTH	HEIGHT			DR.	FR.		
01	3'-6"	7'-0"	A	1	TEMP.	HM	HMD	GROUP 1 A,B,C,D,E,F
02	3'-0"	7'-0"	B	2	TEMP.	HM	HMD	GROUP 2 A,B,C,D,E,F
03	3'-0"	7'-0"	C	2	-	HM	HMD	GROUP 3 B,D,F
04	3'-6"	7'-0"	D	1	-	HM	HMD	GROUP 4 B
05	3'-0"	7'-0"	E	1	-	HM	HMD	GROUP 5 B
06	3'-0"	3'-0"	F	3	-	HM	HMD	GROUP 6 B

**NOTES:**

- HM: HOLLOW METAL, 16 GA.
- HMD: HOLLOW METAL WELDED & DIMPLED

A	ENSURE EMERGENCY HARDWARE IS IN WORKING CONDITION.
B	DOOR & FRAME SHALL BE PAINT GRADE & PAINTED PT-2
C	DOOR TO HAVE SIGN POSTED ABOVE THAT STATES: "THIS DOOR TO REMAIN UNLOCKED WHILE BUILDING IS OCCUPIED"
D	CLOSER SHALL BE BOLTED THROUGH DOOR LEAF & ARM MOUNTED USING HEAD-JAMB MOUNT.
E	PROVIDE ADA COMPLIANT THRESHOLD SET IN SILICONE SEALANT.
F	THE MAX PULL/PUSH EFFORT TO OPERATE DOORS SHALL NOT EXCEED 5 LBS. (W/ EFFORT APPLIED TO RIGHT ANGLES TO HINGED DOORS.



### DOOR FRAME TYPE SCHEDULE

**NOTES:**

- REFERENCE DOOR SCHEDULE FOR SIZES AND MATERIALS (TYP.)
- DOOR HARDWARE, CLOSERS, KICKPLATES, PANIC HARDWARE AND THRESHOLDS SHALL BE LOCATED AND INSTALLED PER ACCESSIBILITY AND LOCAL REQUIREMENTS

### HARDWARE GROUPS:

**GROUP 1:**

- 1 EA. HINGE - MARKAR, FM300, 84"
- 1 EA. LOCKSET - TRILOGY, T2 ET20L2700, WATERPROOF, US26D
- 1 EA. PANIC PUSH HARDWARE - VON DUPRIN 99, 626
- 1 EA. DOOR CLOSER - SARGENT 1431 RUO EN, US26D
- 1 EA. THRESHOLD - PEMKO 2716A
- 1 EA. DOOR SHOE - PEMKO 211APK
- 1 EA. DOOR SEAL - PEMKO AM888L
- 1 EA. FLOOR STOP & HOLDER - IVES FS43, US26D
- 1 EA. KICK PLATE - HAGER 190S, 40"x30", INTERIOR, US32D

**GROUP 2:**

- 1 EA. HINGE - MARKAR, FM300, 84"
- 1 EA. LOCKSET - TRILOGY, T2 ET20L2700, WATERPROOF, US26D
- 1 EA. PANIC PUSH HARDWARE - VON DUPRIN 99, 626
- 1 EA. DOOR CLOSER - SARGENT 1431 RUO EN, US26D
- 1 EA. THRESHOLD - PEMKO 2716A
- 1 EA. DOOR SHOE - PEMKO 211APK
- 1 EA. DOOR SEAL - PEMKO AM888L
- 1 EA. FLOOR STOP & HOLDER - IVES FS43, US26D
- 1 EA. KICK PLATE - HAGER 190S, 34"x30", INTERIOR, US32D

**GROUP 3:**

- 3 EA. HINGES - MCKINNEY T2714 4.5 X 4.5 NRP, US26D
- 1 EA. DEADBOLT - SCHLAGE B571 INDICATOR, 626
- 1 EA. PUSH PLATE - IVES, 8200, 6"x16", US26D
- 1 EA. HANDLE PULL - IVES, 8303, 6"x16", US26D
- 1 EA. DOOR CLOSER - SARGENT 1431 RUO EN, US26D
- 1 EA. KICK PLATE - HAGER 190S, 34"x12", US32D FINISH

**GROUP 4:**

- 3 EA. HINGES - MCKINNEY T2714 4.5 X 4.5 NRP, US26D
- 1 EA. LOCKSET - SCHLAGE L9453 ENTRANCE LOCK SCHLAGE 06 STANDARD HANDLE SATIN FINISH FULL FACE, ESCUTCHEON L583-363 EZ TURN
- 1 EA. LATCH GUARD - STAINLESS STEEL, 7"
- 1 EA. THRESHOLD - PEMKO 1154-72
- 1 EA. DOOR SHOE - PEMKO 211APK
- 1 EA. DOOR SEAL - PEMKO AM888L
- 1 EA. KICK DOWN - IVES FS555, 5", BLK FINISH

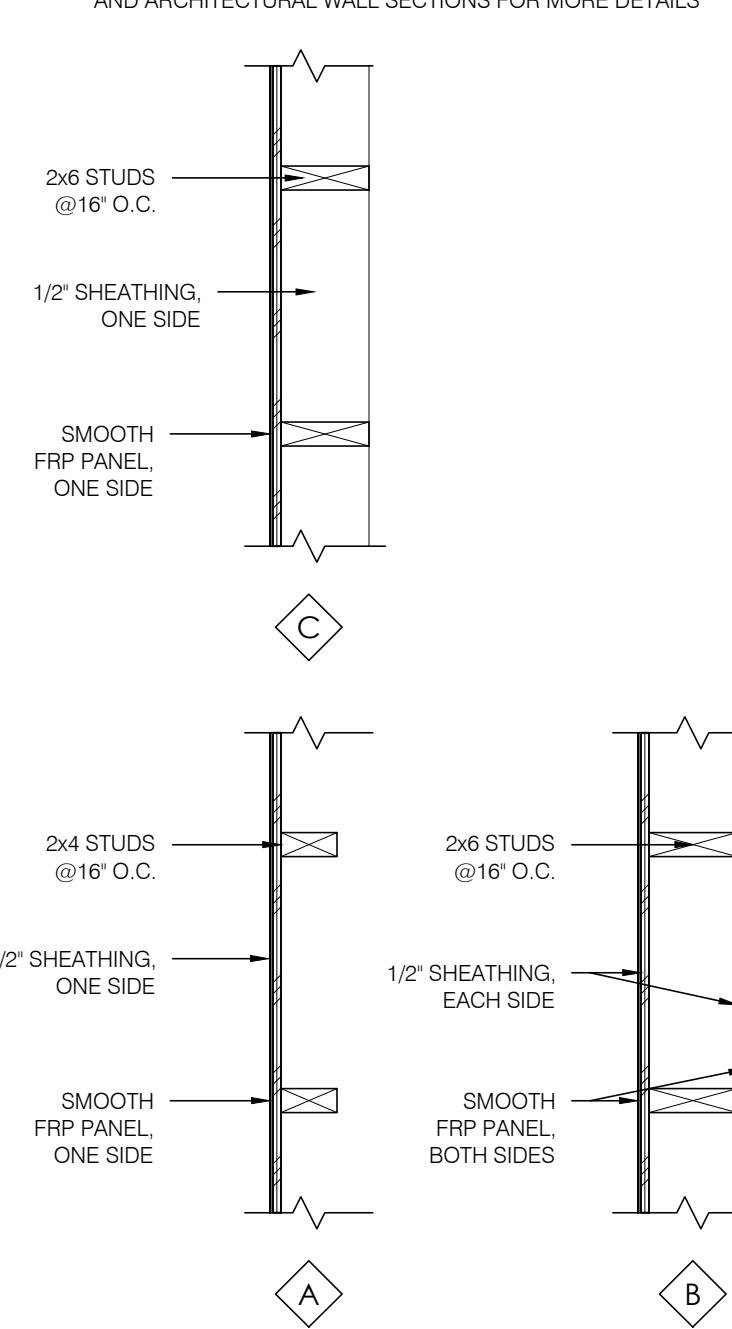
**GROUP 5:**

- 3 EA. HINGES - MCKINNEY T2714 4.5 X 4.5 NRP, US26D
- 1 EA. LOCKSET - SCHLAGE L9453 ENTRANCE LOCK SCHLAGE 06 STANDARD HANDLE SATIN FINISH FULL FACE, ESCUTCHEON L583-363 EZ TURN
- 1 EA. DOOR VENT - ROCKWOOD, LV-IV, 24"x12"
- 1 EA. KICK DOWN - IVES FS555, 5", BLK FINISH

**GROUP 6:**

- 2 EA. HINGES - MCKINNEY T2714 4.5 X 4.5 NRP, US26D FINISH
- 1 EA. DEAD BOLT - SCHLAGE JD60630
- 1 EA. DOOR SEAL - PEMKO AM888L

FOR ALL EXTERIOR WALLS REFER TO STRUCTURAL DRAWINGS AND ARCHITECTURAL WALL SECTION FOR MORE DETAILS



### DOOR FRAME TYPE SCHEDULE

**NOTES:**

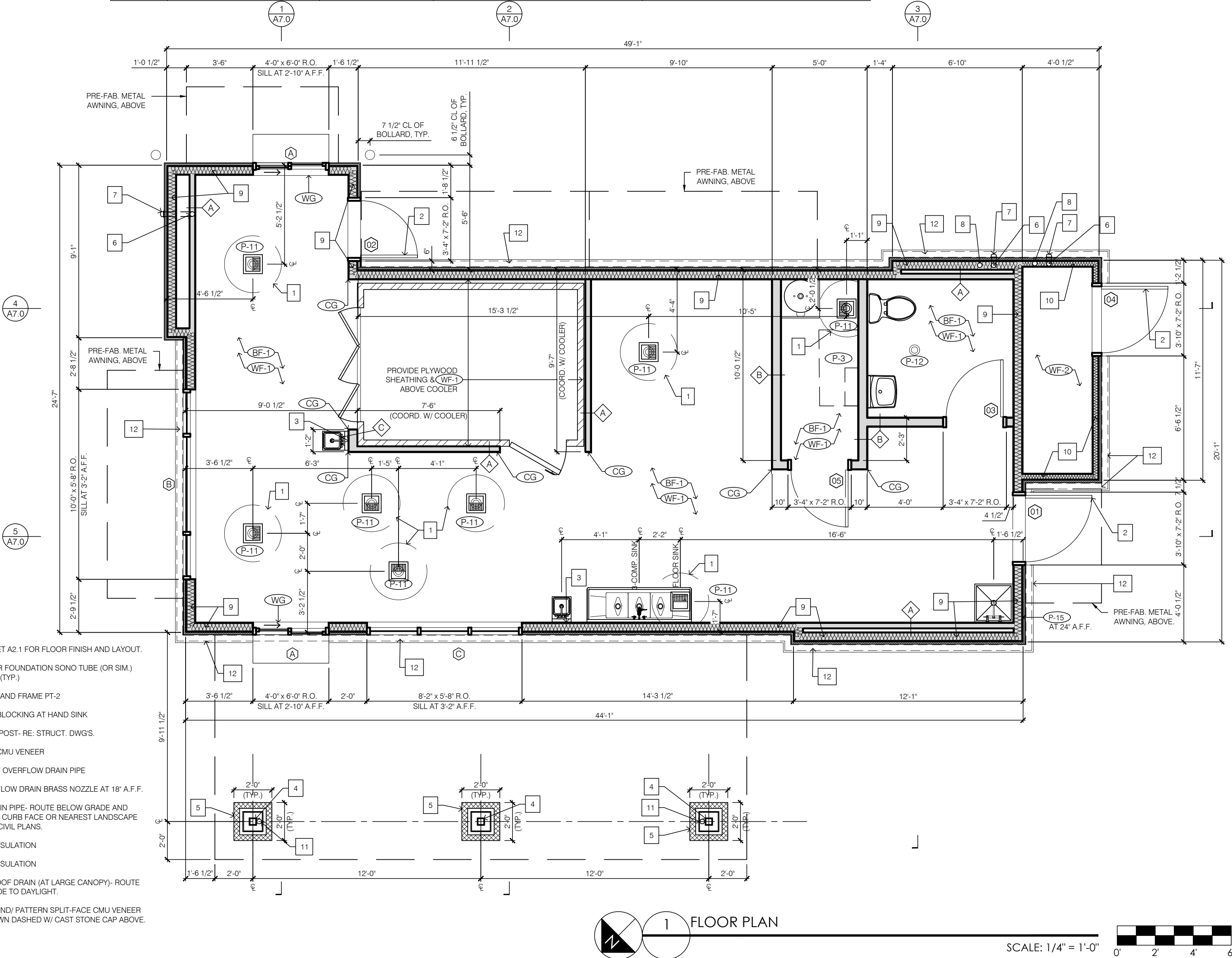
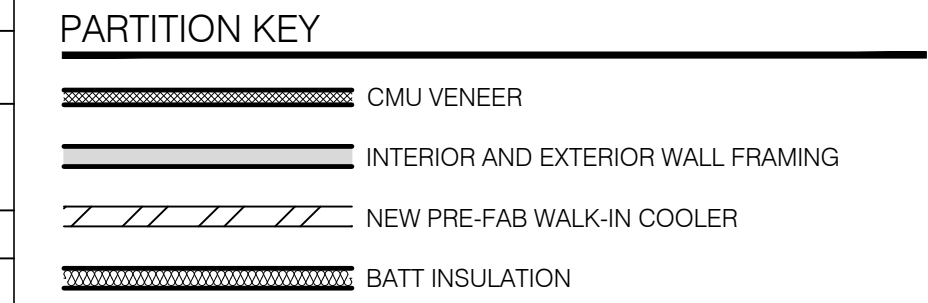
- REFERENCE DOOR SCHEDULE FOR SIZES AND MATERIALS (TYP.)

NOTE: HAND-ACTIVATED DOOR-OPENING HARDWARE SHALL BE LOCATED 30 MIN. AND 44 MAX. INCHES ABOVE THE FLOOR. LATCHING AND LOCKING DOORS THAT ARE HAND-ACTIVATED AND WHICH ARE IN A PATH OF TRAVEL SHALL BE OPERABLE WITH A SINGLE EFFORT BY LEVER-TYPE HARDWARE, PANIC BARS, PUSH-PULL ACTIVATING BARS, OR OTHER HARDWARE DESIGNED TO PROVIDE PASSAGE WITHOUT REQUIRING THE ABILITY TO GRASP THE OPENING HARDWARE.

### FINISH SCHEDULE

TAG	FIN. DESCRIPTION	MFR.	MODEL	REMARKS
<b>FLOOR</b>				
FF-1	FLOOR TILE - TEXTURED	BEDROSIANS	6"X6" DOTTI DIAMOND - ANTHRACITE R9 - MATTE	PRODUCTION AREA FIELD TILE
FF-2	FLOOR TILE - SMOOTH	BEDROSIANS	6"X6" DOTTI DIAMOND - ANTHRACITE R12 - MATTE	PROVIDE UNDER EQUIPMENT
TILE SUBSTRATE	EPOXY GROUT	LATICRETE	IG 2000 IND. EPOXY GROUT #2 KIT BLACK	JOB PACK
		LATICRETE	STRECTALOCK IG 2000 PART A/B EPOXY GROUT	
		LATICRETE	STRECTALOCK PART C COLOR PACKET	
		LATICRETE	PERMACOLOR GROUT	
		LATICRETE	4-XLT GRAY	
FF-3	CONC. SLAB	-	-	-
<b>BASE</b>				
BF-1	WALL BASE - COVE	BEDROSIANS	4"X8" SMOOTH COVE - ANTHRACITE	SANITARY COVE
<b>WALL</b>				
WF-1	(FRP) FIBERGLASS REINFORCED PANEL	MARLITE	S 100G - 4'x10' PANELS	COLOR: WHITE; PROVIDE ALL NECESSARY TRIM PIECES
WF-2	1/2" CDX	-	-	COLOR: OUTDOOR LATEX WHITE PAINT
<b>GUARDS</b>				
CG	CORNER GUARD	AIS INDUSTRIES	CUSTOM	120" LONG W/ 2" WINGS, DRILLED, 90 DEGREE SHARP CORNER, BRUSHED FINISH
WG	WALL GUARD	AIS INDUSTRIES	CUSTOM	48" WIDE, WRAP FROM SERVICE WINDOW SILL TO TOP OF COVE BASE, BRUSHED FINISH
<b>CEILING</b>				
CLG-1	VINYL FACED ACT	USG	3260 - SHEETROCK BRAND LAY-IN CEILING PANEL	FLAT WHITE, SMOOTH
CLG-2	FRP OVER 1/2" CDX	MARLITE	S 100G - 4'x10' PANELS	COLOR: WHITE; PROVIDE ALL NECESSARY TRIM PIECES; PROVIDE ADHESIVE AND PAN HEAD SCREWS AT 24" O.C., E.W.
<b>PAINT</b>				
PT-1	BLDG DB LIGHT GRAY	SHERWIN-WILLIAMS	TBD	-
PT-2	BLDG DB DARK GRAY	SHERWIN-WILLIAMS	TBD	-
PT-3	BLDG DB BLUE	SHERWIN-WILLIAMS	TBD	-
PT-4	-	SHERWIN-WILLIAMS	SW-7006 - EXTRA WHITE	SEMI-GLOSS

- ### GENERAL NOTES:
- ALL DIMENSIONS FROM SLAB EDGE/ EXTERIOR FACE OF SHEATHING TO FACE OF STUD TO CENTERLINE OF FIXTURES UNLESS OTHERWISE NOTED. SLAB EDGE AND EXTERIOR FACE OF WALL SHEATHING ARE ALIGNED.
  - G.C. TO VERIFY ALL DIMENSIONS IN THE FIELD BEFORE COMMENCING CONSTRUCTION.
  - ALL INTERIOR FINISHES SHALL COMPLY WITH SECTION 803. INTERIOR FINISH MATERIALS APPLIED TO WALL AND CEILINGS SHALL BE TESTED AS SPECIFIED IN SECTION 803.  
  
FLAME SPREAD RATINGS:  
WALL TILE - CLASS A - <25  
WALL PAINT - CLASS A - <5  
PLASTIC LAMINATE - CLASS A - <25  
FRP PANELS - CLASS A - <25  
STAINLESS STEEL CORNER GUARDS - CLASS A - <25  
CEILING TILE - CLASS A - <25
  - FIRE BLOCKING MUST BE PROVIDED IN ACCORDANCE WITH SECTION 718.2 AT THE FOLLOWING LOCATIONS:
    - IN CONCEALED SPACES OF STUD WALLS AND PARTITIONS, INCLUDING FURRED SPACES, AT THE CEILING AND FLOOR LEVELS.
    - IN CONCEALED SPACES OF STUD WALLS AND PARTITIONS, INCLUDING FURRED SPACES, AT 10-FOOT INTERVALS ALONG THE LENGTH OF THE WALL.
    - AT THE INTERCONNECTIONS BETWEEN CONCEALED VERTICAL AND HORIZONTAL SPACES SUCH AS OCCUR AT SOFFITS, DROP CEILINGS AND COVE CEILINGS.
    - IN CONCEALED SPACES BETWEEN STAIR STRINGERS AT THE TOP AND BOTTOM OF THE RUN AND BETWEEN STUDS ALONG AND IN LINE WITH THE RUN OF STAIRS IF THE WALL UNDER STAIRS IS UNFINISHED.
    - IN OPENINGS AROUND VENTS, PIPES, DUCTS, CHIMNEYS, FIREPLACES AND SIMILAR OPENINGS WHICH AFFORD A PASSAGE FOR FIRE AT CEILINGS AND FLOOR LEVELS, WITH NONCOMBUSTIBLE MATERIALS.




**ARCHITECT**  
CORALIC, LLC  
EDIN CORALIC  
9700 MACKENZIE ROAD, STE. 222,  
ST. LOUIS, MO 63123  
p: 314.578.4953  
e: edin@coralicarchitecture.com

**STRUCTURAL ENGINEER**  
JAMES C. KREHER  
JIM KREHER  
208 N. MAIN STREET,  
COLUMBIA, IL 62236  
p: 618.281.8505  
jimk@kreherengineering.com

**MEP ENGINEER**  
Case Engineering  
DARRRELL R. CASE  
795 MERTUS CT.,  
FENTON, MO 63026  
T. 636.349.1600 F. 636.349.1730  
dcase@caseengineeringinc.com

EDIN CORALIC ARCHITECT  
No. 107011 - EXP. 11-30-2022



**Project No: TN0602**  
Dutch Bros Coffee -  
New Freestanding Store  
813 S. JAMES CAMPBELL BLVD.,  
COLUMBIA, TN 38401  
for: Dutch Bros Coffee  
110 SW 4TH ST. GRANITS PASS, OR 97526

ISSUED FOR PERMIT :  
3.02.2022

REV. DATE:	DESCRIPTION:


SHEET NAME:  
**FLOOR PLAN/ DETAILS/ SCHEDULES**

SHEET NUMBER:

**A2.0**

SCHEDULE

- N1 - (1) SIGN TYPE DBCL10-REMOTE-RW: CHANNEL LETTERS WITH REMOTE RACEWAY
- N2 - (1) SIGN TYPE DBCL10-REMOTE-RW: CHANNEL LETTERS WITH REMOTE RACEWAY
- N3 - (1) SIGN TYPE DBCL10-REMOTE-RW: CHANNEL LETTERS WITH REMOTE RACEWAY
- N4 - (1) SIGN TYPE DBW11: SELF CONTAINED LOGO
- N5 - (1) SIGN TYPE DBW11: SELF CONTAINED LOGO
- N6 - (1) SIGN TYPE DBW11: SELF CONTAINED LOGO
- N7 - (1) ADDRESS NUMBERS
- N8 - (6) SIGN TYPE DBMENU-WM-SF: WALL MOUNTED MENU BOARD
- N9 - (2) SIGN TYPE DBMENU-PM-DF: FREE STANDING MENU BOARD
- N10 - (4) SIGN TYPE DBMENU-PM-SF: FREE STANDING MENU BOARD
- N11 - (0) N/A
- N12 - (4) SNAP FRAMES 18 3/4"X12 3/4"
- N13 - (1) SIGN TYPE DB-DIR-DT-DF: NON-ILLUMINATED D/F DIRECTIONAL
- N14 - (1) SIGN TYPE DB-DIR-EO-DF: NON-ILLUMINATED D/F DIRECTIONAL
- N15 - (1) SIGN TYPE DA-CLEARANCE BAR
- N16 - (1) ILLUMINATED PYLON CUP SIGN




**Dutch Bros Coffee**  
**Tn0602**  
**813 James M Campbell Blvd**  
**Columbia TN 38401**



**LOREN**  
 LOREN INDUSTRIES

12226 Coast Drive  
 Whittier, CA 90601  
 Tel: (562) 946-7545  
 Fax: (562) 949-5707  
 St. Lic.: 455415

Los Angeles, CA



DRAWING/REVISION NO.:  
**03-22-0019**  
**SIGNS AND MENUS**

PAGE NO.:  
**1** OF **20**

CLIENT:  
**DUTCH BROS**

ADDRESS  
**Tn0602**  
**815 S James M Campbell Blvd**  
**Columbia TN 38401**

Approval Signature

DATE:  
**03/17/2022**

PROJECT MANAGER  
**Carla T.**

DESIGNER:  
**Jose Soria**

REVISION DATE:  
 -----

REVISION BY:  
 -----

ALL IDEAS, PLANS, AND ELECTRONIC ART INDICATED ON THIS DRAWING ARE COPYRIGHTED AND OWNED BY LOREN ELECTRIC SIGN CORPORATION AND SHALL NOT BE REPRODUCED, USED BY OR DISCLOSED TO ANY PERSONS, FIRM OR CORPORATION FOR ANY PURPOSE WHATSOEVER WITHOUT PERMISSION OF LOREN ELECTRIC SIGN CORPORATION.

SIGN CODE

ALLOWABLE SQ. FT.

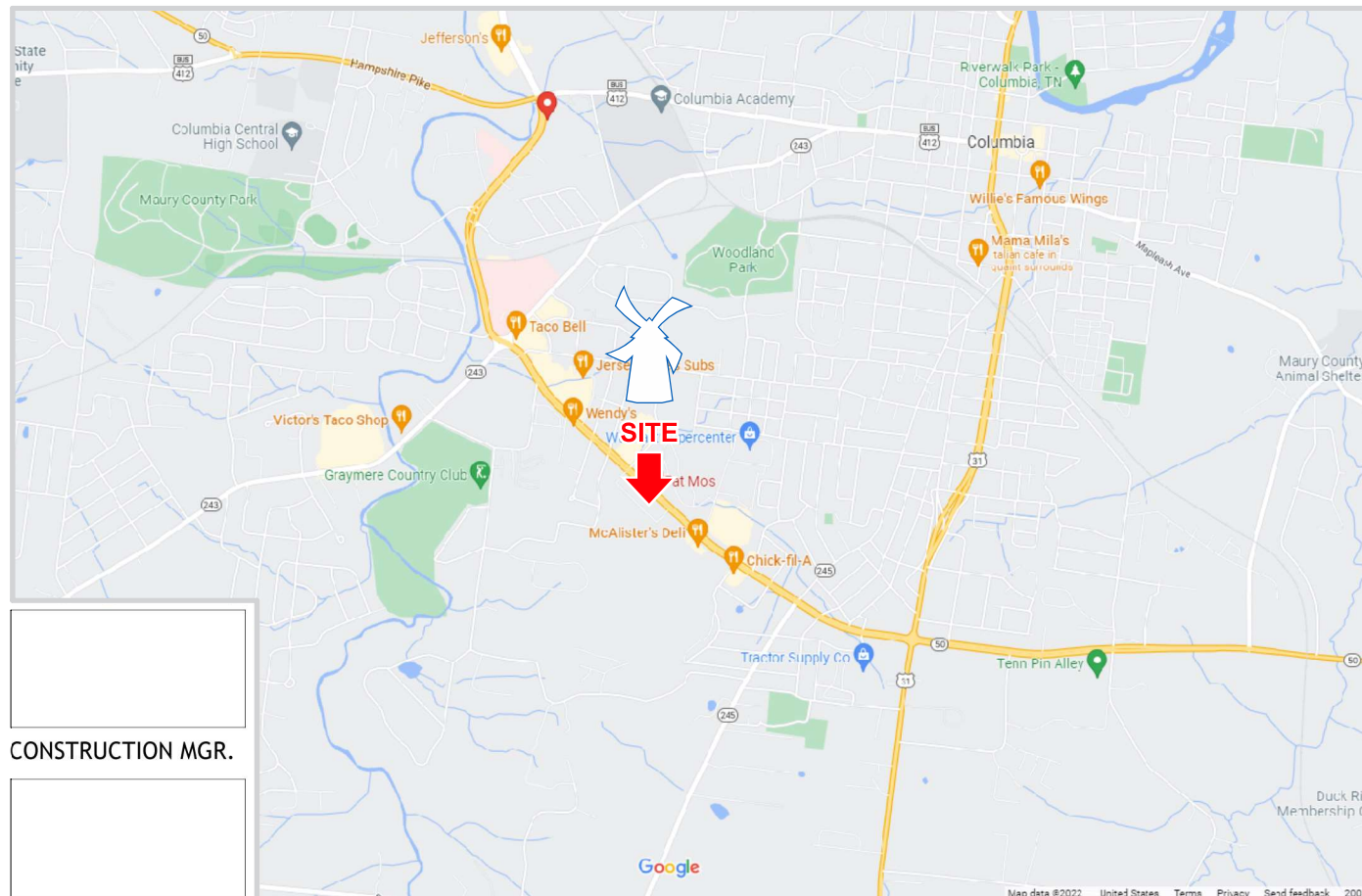
PROPOSED SQ. FT.

LEGEND

- N1 NEW PROPOSED
- R1 EXISTING SIGN TO BE REPLACED
- X1 EXISTING SIGN TO BE REMOVED
- S1 EXISTING SIGN TO REMAIN

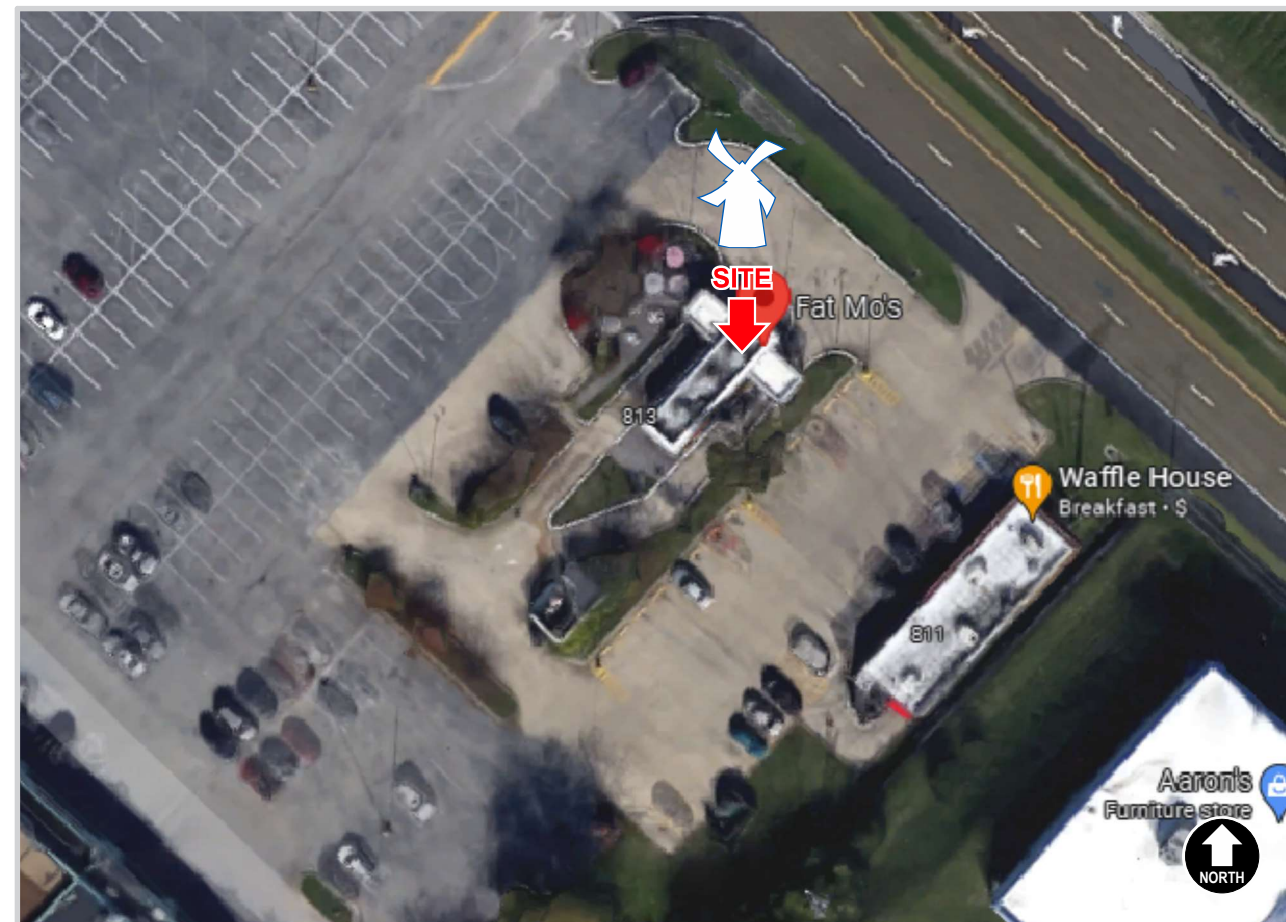
APPROVAL

X	Title	Date



VICINITY MAP

NOT TO SCALE



AERIAL PHOTO / SITE PLAN

NOT TO SCALE

CONSTRUCTION MGR.

D. BATTY



**LOREN**

LOREN INDUSTRIES

12226 Coast Drive  
Whittier, CA 90601  
Tel: (562) 946-7545  
Fax: (562) 949-5707  
St. Lic.: 455415

Los Angeles, CA



DRAWING/REVISION NO.:

03-22-0019  
SIGNS AND MENUS

PAGE NO.:

2 OF 20

CLIENT:

DUTCH BROS

ADDRESS

Tn0602  
815 S James M Campbell Blvd  
Columbia TN 38401

Approval Signature

DATE:

03/17/2022

PROJECT MANAGER

Carla T.

DESIGNER:

Jose Soria

REVISION DATE:

REVISION BY:

ALL IDEAS, PLANS, AND ELECTRONIC ART INDICATED ON THIS DRAWING ARE COPYRIGHTED AND OWNED BY LOREN ELECTRIC SIGN CORPORATION AND SHALL NOT BE REPRODUCED, USED BY OR DISCLOSED TO ANY PERSONS, FIRM OR CORPORATION FOR ANY PURPOSE WHATSOEVER WITHOUT PERMISSION OF LOREN ELECTRIC SIGN CORPORATION.

SOUTH JAMES M. CAMPBELL BOULEVARD

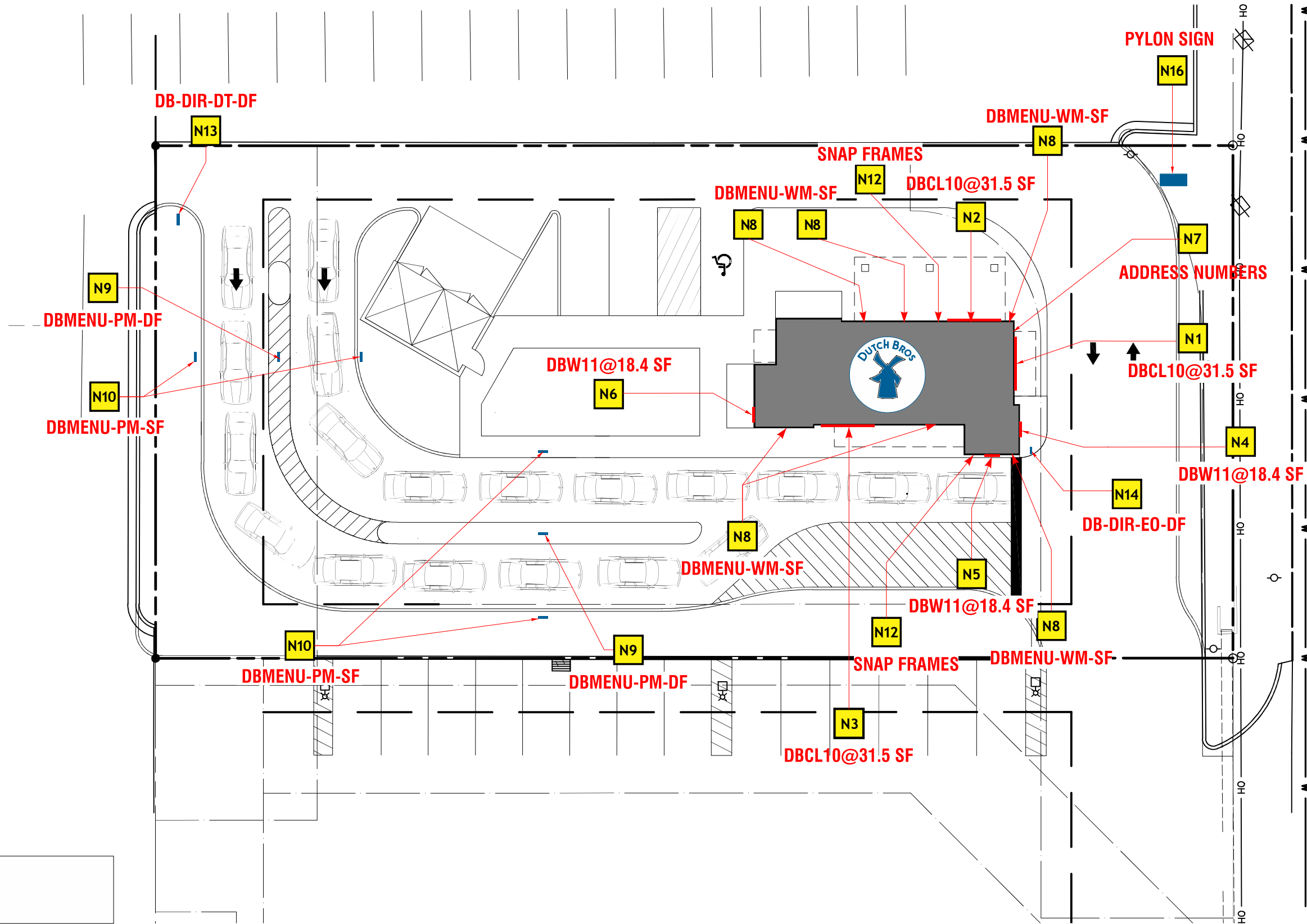


Scale: 1"=20'-0"

CONSTRUCTION MGR.

D. BATTY

SITE PLAN






**LOREN**

**LOREN INDUSTRIES**

12226 Coast Drive  
Whittier, CA 90601  
Tel: (562) 946-7545  
Fax: (562) 949-5707  
St. Lic.: 455415

Los Angeles, CA



DRAWING/REVISION NO.:

**03-22-0019**  
**SIGNS AND MENUS**

PAGE NO.:

**3** OF **20**

CLIENT:

**DUTCH BROS**

ADDRESS

Tn0602  
815 S James M Campbell Blvd  
Columbia TN 38401

Approval Signature

DATE:

**03/17/2022**

PROJECT MANAGER

**Carla T.**

DESIGNER:

**Jose Soria**


REVISION DATE:

-----

REVISION BY:

-----

ALL IDEAS, PLANS, AND ELECTRONIC ART INDICATED ON THIS DRAWING ARE COPYRIGHTED AND OWNED BY LOREN ELECTRIC SIGN CORPORATION AND SHALL NOT BE REPRODUCED, USED BY OR DISCLOSED TO ANY PERSONS, FIRM OR CORPORATION FOR ANY PURPOSE WHATSOEVER WITHOUT PERMISSION OF LOREN ELECTRIC SIGN CORPORATION.



CONSTRUCTION MGR.

D. BATTY

**NORTHEAST ELEVATION**

Scale: 1/4"=1'-0"




**LOREN**

**LOREN INDUSTRIES**

12226 Coast Drive  
Whittier, CA 90601  
Tel: (562) 946-7545  
Fax: (562) 949-5707  
St. Lic.: 455415

Los Angeles, CA



DRAWING/REVISION NO.:

**03-22-0019**  
**SIGNS AND MENUS**

PAGE NO.:

**4** OF **20**

CLIENT:

**DUTCH BROS**

ADDRESS

**Tn0602**  
815 S James M Campbell Blvd  
Columbia TN 38401

Approval Signature

DATE:

**03/17/2022**

PROJECT MANAGER

**Carla T.**

DESIGNER:

**Jose Soria**


REVISION DATE:

-----


REVISION BY:

-----

ALL IDEAS, PLANS, AND ELECTRONIC ART INDICATED ON THIS DRAWING ARE COPYRIGHTED AND OWNED BY LOREN ELECTRIC SIGN CORPORATION AND SHALL NOT BE REPRODUCED, USED BY OR DISCLOSED TO ANY PERSONS, FIRM OR CORPORATION FOR ANY PURPOSE WHATSOEVER WITHOUT PERMISSION OF LOREN ELECTRIC SIGN CORPORATION.



CONSTRUCTION MGR.



D. BATTY



**NORTHWEST ELEVATION**

Scale: 3/16"=1'-0"




**LOREN**

**LOREN INDUSTRIES**

12226 Coast Drive  
Whittier, CA 90601  
Tel: (562) 946-7545  
Fax: (562) 949-5707  
St. Lic.: 455415

Los Angeles, CA



DRAWING/REVISION NO.:

**03-22-0019**  
**SIGNS AND MENUS**

PAGE NO.:

**5** OF **20**

CLIENT:

**DUTCH BROS**

ADDRESS

Tn0602  
815 S James M Campbell Blvd  
Columbia TN 38401

Approval Signature

DATE:

**03/17/2022**

PROJECT MANAGER

**Carla T.**

DESIGNER:

**Jose Soria**

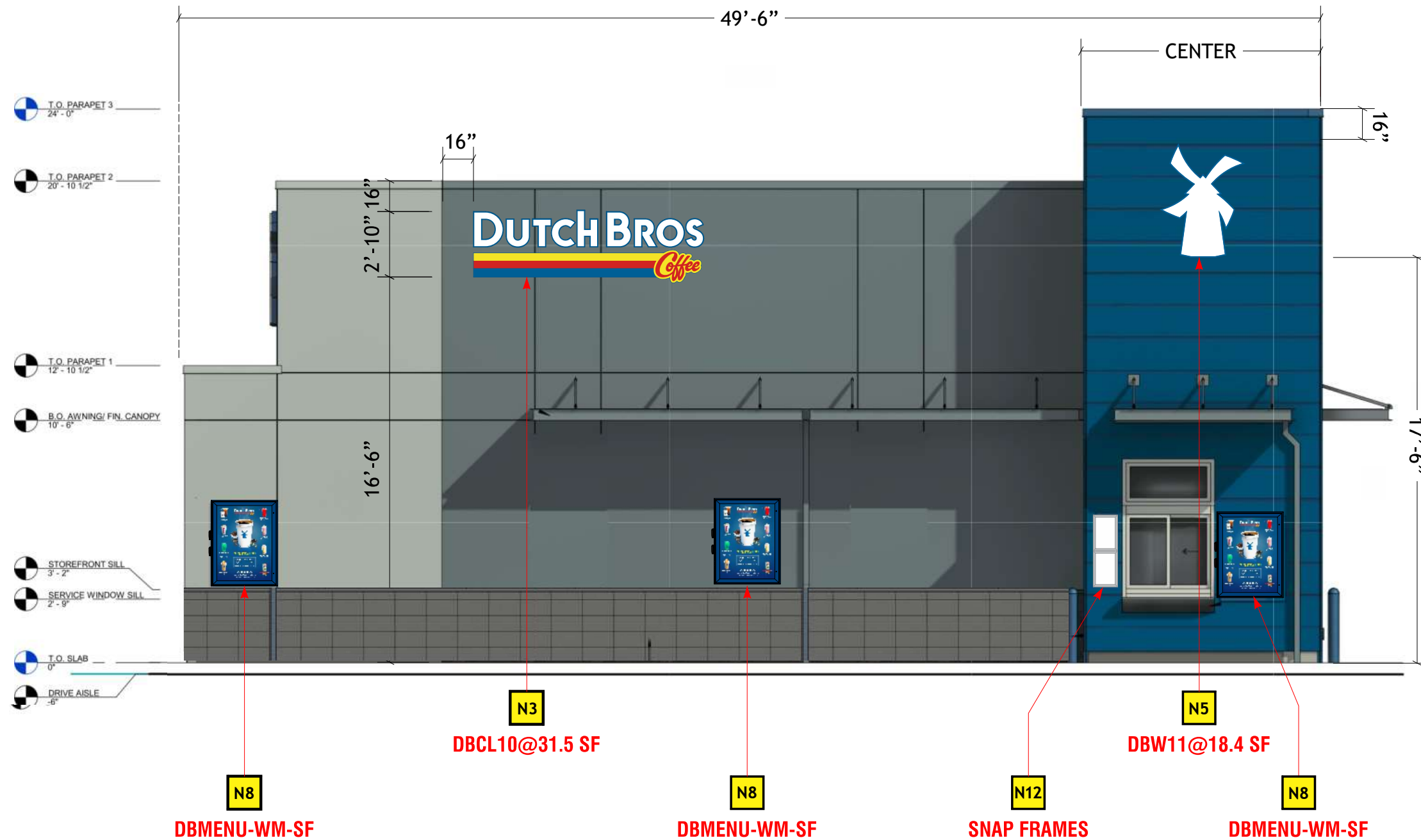
REVISION DATE:

-----

REVISION BY:

-----

ALL IDEAS, PLANS, AND ELECTRONIC ART INDICATED ON THIS DRAWING ARE COPYRIGHTED AND OWNED BY LOREN ELECTRIC SIGN CORPORATION AND SHALL NOT BE REPRODUCED, USED BY OR DISCLOSED TO ANY PERSONS, FIRM OR CORPORATION FOR ANY PURPOSE WHATSOEVER WITHOUT PERMISSION OF LOREN ELECTRIC SIGN CORPORATION.



CONSTRUCTION MGR.

D. BATTY

**SOUTHEAST ELEVATION**

Scale: 1/16"=1'-0"

T.O. PARAPET 3  
24'-0"

T.O. PARAPET 2  
20'-10 1/2"

T.O. PARAPET 1  
12'-10 1/2"

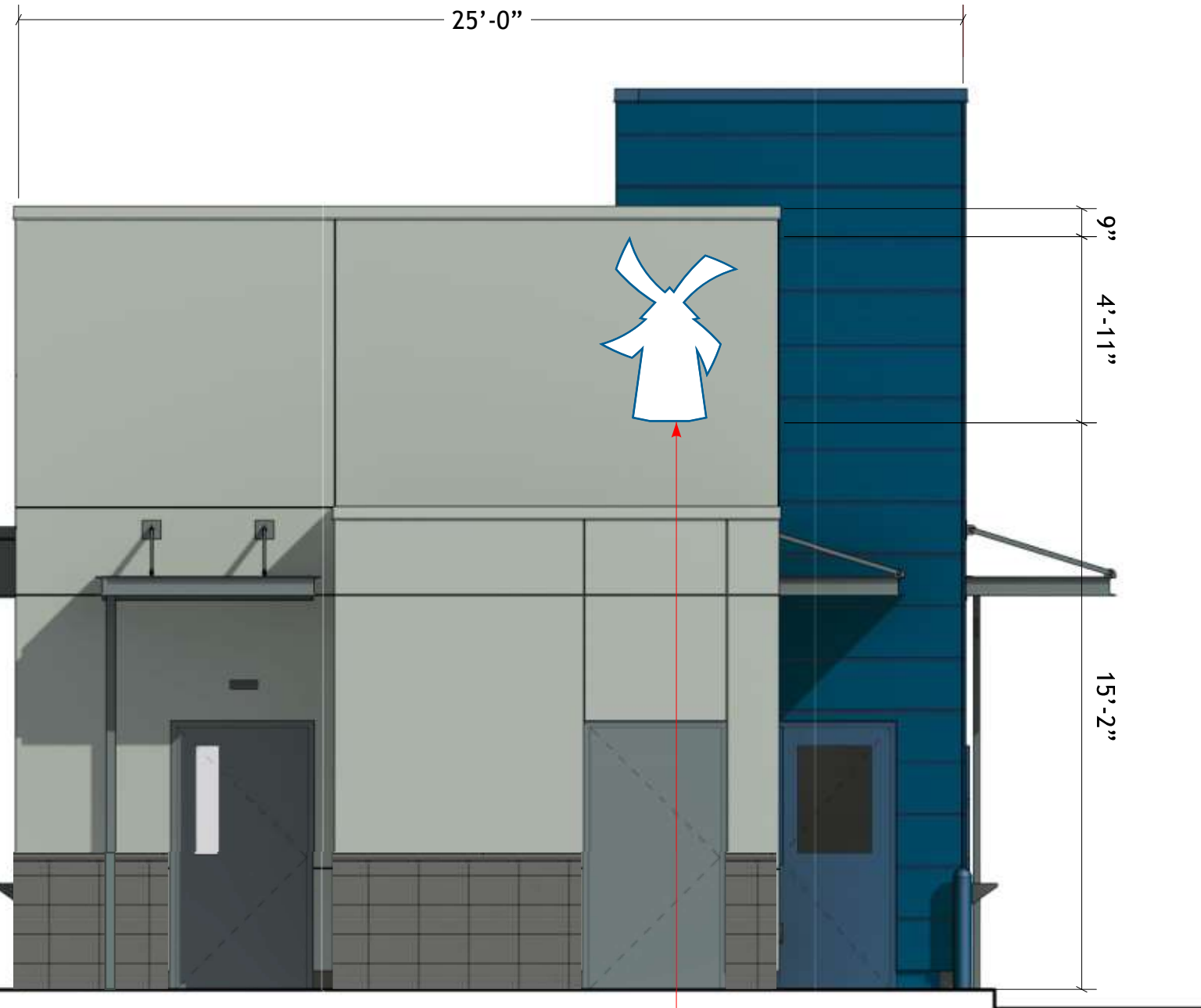
B.O. AWNING/ FIN. CANOPY  
10'-6"

STOREFRONT SILL  
3'-2"

SERVICE WINDOW SILL  
2'-9"

T.O. SLAB  
0"

DRIVE AISLE  
-6"



N6

DBW11@18.4 SF

CONSTRUCTION MGR.

D. BATTY


SOUTHWEST ELEVATION

Scale: 1/4"=1'-0"



LOREN INDUSTRIES

12226 Coast Drive  
Whittier, CA 90601  
Tel: (562) 946-7545  
Fax: (562) 949-5707  
St. Lic.: 455415  
Los Angeles, CA



DRAWING/REVISION NO.:

03-22-0019  
SIGNS AND MENUS

PAGE NO.:

6 OF 20

CLIENT:

DUTCH BROS

ADDRESS

Tn0602  
815 S James M Campbell Blvd  
Columbia TN 38401

Approval Signature

DATE:

03/17/2022

PROJECT MANAGER

Carla T.

DESIGNER:

Jose Soria

REVISION DATE:

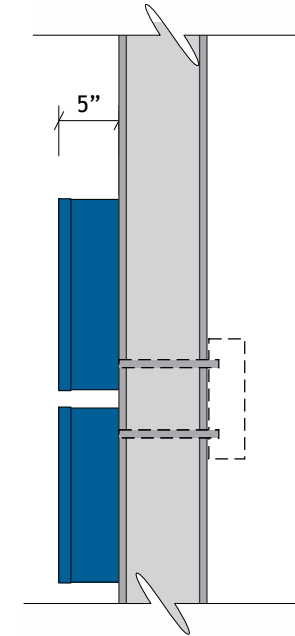
-----

REVISION BY:

-----

ALL IDEAS, PLANS, AND ELECTRONIC ART INDICATED ON THIS DRAWING ARE COPYRIGHTED AND OWNED BY LOREN ELECTRIC SIGN CORPORATION AND SHALL NOT BE REPRODUCED, USED BY OR DISCLOSED TO ANY PERSONS, FIRM OR CORPORATION FOR ANY PURPOSE WHATSOEVER WITHOUT PERMISSION OF LOREN ELECTRIC SIGN CORPORATION.

SCOPE OF WORK: MANUFACTURE & INSTALL (3) ILLUMINATED CHANEL LETTERS WITH REMOTE RACEWAYS



SIDE VIEW

N1 N2 N3

SIGN TYPE DBCL10-REMOTE-RW: CHANNEL LETTERS WITH REMOTE RACEWAY

QTY. 3

TOTAL SQ. FT.: 28.33

Scale: 3/4" = 1'-0"

**SPECIFICATIONS:**

**LETTERS:** RACEWAY BEHIND WALL  
 FACES:..... 1/8" WHITE ACRYLIC W/1ST SURFACE VINYL  
 OUTLINE 230-127 INTENSE BLUE  
 RETURNS:..... .040" ALUM. PAINTED TO MATCH PMS 7691C  
 TRIMCAP:..... 1" PAINTED TO MATCH PMS 7691C  
 ILLUMINATION:..... WHITE LED W/REMOTE POWER SUPPLY


**COFFEE UNDERScore:**  
 FACES:..... 1/8" WHITE ACRYLIC W/1ST SURFACE VINYL  
 230-127 INTENSE BLUE, 230-33 RED AND  
 230-15 YELLOW  
 RETURNS:..... .040" ALUM. PAINTED TO MATCH PMS 7691C  
 TRIMCAP:..... 1" PAINTED TO MATCH PMS 7691C  
 ILLUMINATION:..... WHITE LED W/REMOTE POWER SUPPLY

**COLOR SPECIFICATIONS:**

- 230-015 YELLOW PSV  
PMS 116C
- 230-33 RED PSV  
PMS 1797C
- 230-127 INTENSE BLUE PSV  
PMS 300C
- PMS 7691C
- WHITE



CONSTRUCTION MGR.



D. BATTY




**LOREN**

LOREN INDUSTRIES

12226 Coast Drive  
Whittier, CA 90601  
Tel: (562) 946-7545  
Fax: (562) 949-5707  
St. Lic.: 455415

Los Angeles, CA



DRAWING/REVISION NO.:

03-22-0019  
SIGNS AND MENUS

PAGE NO.:

7 OF 20

CLIENT:

DUTCH BROS

ADDRESS

Tn0602  
815 S James M Campbell Blvd  
Columbia TN 38401

Approval Signature

DATE:

03/17/2022

PROJECT MANAGER

Carla T.

DESIGNER:

Jose Soria

REVISION DATE:

-----

REVISION BY:

-----

ALL IDEAS, PLANS, AND ELECTRONIC ART INDICATED ON THIS DRAWING ARE COPYRIGHTED AND OWNED BY LOREN ELECTRIC SIGN CORPORATION AND SHALL NOT BE REPRODUCED, USED BY OR DISCLOSED TO ANY PERSONS, FIRM OR CORPORATION FOR ANY PURPOSE WHATSOEVER WITHOUT PERMISSION OF LOREN ELECTRIC SIGN CORPORATION.




**LOREN**

**LOREN INDUSTRIES**

12226 Coast Drive  
Whittier, CA 90601  
Tel: (562) 946-7545  
Fax: (562) 949-5707  
St. Lic.: 455415

Los Angeles, CA



DRAWING/REVISION NO.:

**03-22-0019**  
**SIGNS AND MENUS**

PAGE NO.:

**8** OF **20**

CLIENT:

**DUTCH BROS**

ADDRESS

Tn0602  
815 S James M Campbell Blvd  
Columbia TN 38401

Approval Signature

DATE:

03/17/2022

PROJECT MANAGER

Carla T.

DESIGNER:

Jose Soria

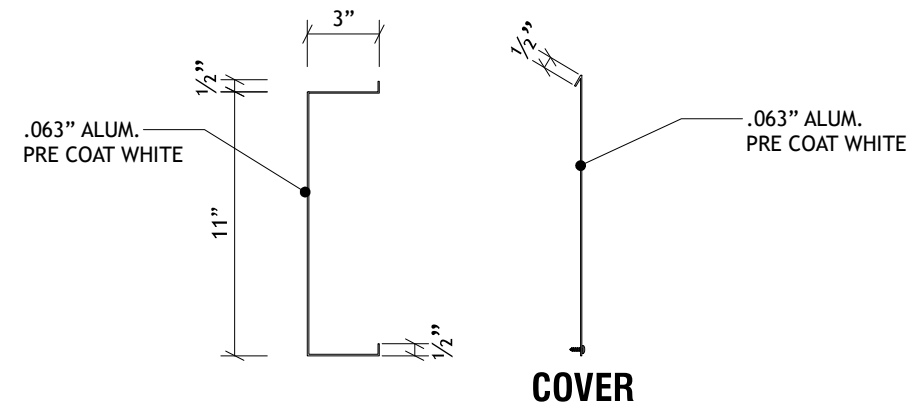
REVISION DATE:

-----

REVISION BY:

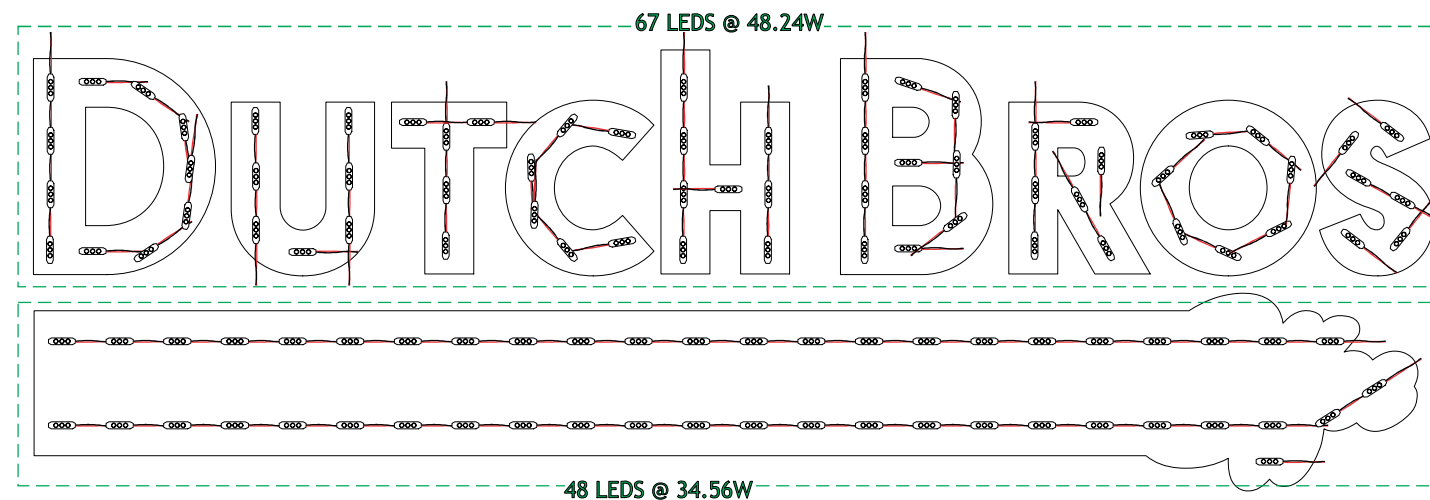
-----

ALL IDEAS, PLANS, AND ELECTRONIC ART INDICATED ON THIS DRAWING ARE COPYRIGHTED AND OWNED BY LOREN ELECTRIC SIGN CORPORATION AND SHALL NOT BE REPRODUCED, USED BY OR DISCLOSED TO ANY PERSONS, FIRM OR CORPORATION FOR ANY PURPOSE WHATSOEVER WITHOUT PERMISSION OF LOREN ELECTRIC SIGN CORPORATION.



**RACEWAY DETAIL**

Scale: 1" = 1'-0"



**LED LAYOUT**

NTS

**LETTERS:**

1/8" WHITE ACRYLIC W/1ST SURFACE VINYL  
OUTLINE 230-127 INTENSE BLUE

WHITE L.E.D.

1" JEWELITE TRIM CAP

WHITE L.E.D.

**COFFEE UNDERScore:**

1/8" WHITE ACRYLIC W/1ST SURFACE VINYL  
230-127 INTENSE BLUE, 230-33 RED AND  
230-15 YELLOW

1/8" ACM BACKS (LETTERS)

1" JEWELITE TRIM CAP

.040" ALUM. RETURN

#10 TEK SCREWS

EXISTING WALL

1/4" LAG SCREW MIN. EMBED.=5/8"  
MIN. THREADED PEN.=5/8" INTO PLYWOOD,  
MIN. (3) PER LETTER EVENLY SPACED

LOW VOLTAGE WIRE  
36" PIGTAIL FOR EACH LETTER

LOW VOLTAGE  
POWER SUPPLY  
INSIDE INCLOSURE

FABRICATED RACEWAY

DISCONNECT SWITCH

ELECTRICAL CONNECTION  
TO PRIMARY

1/4" LAG SCREW MIN. EMBED.=5/8"  
MIN. THREADED PEN.=5/8" INTO PLYWOOD,  
SPACED @ 3'-0" O.C. FOR STRIP  
MIN. (4) TOTAL FOR "COFFEE" LOGO EVENLY SPACED  
W/ SPACERS AS REQUIRED

**NOTES:**

ELECTRICAL COMPONENTS TO BE UL LISTED AND INSTALLED  
IN ACCORDANCE WITH THE NATIONAL ELECTRIC CODE (NEC)  
ALL WIRING SHALL BE 12 GA  
(1) 20 AMP-120V CIRCUIT TO BE BROUGHT  
TO JOB SITE BY LICENCED ELECTRICIAN.  
ALL SIGNAGE WILL BE UL2161 COMPLIANT AND CARRY UL LABELS.

**ELECTRICAL SPECIFICATIONS**

**LETTERS & COFFEE UNDERScore:**

(73) WHITE LED MODULES @ 0.72W EA= 52.56W TOTAL  
(1) 12V 60W POWER SUPPLIES @ 1.2 AMPS EA.

(1) CUSTOMER PROVIDED 120V/20A/60HZ  
DEDICATED CIRCUIT REQUIRED

**TOTAL CIRCUIT LOAD:**  
**1.2 AMPS @ 120 VAC**

**GENERAL NOTES:**

- 1.) INSTALLATION OF THIS SIGN SHALL CONFORM TO THE REQUIREMENTS OF ARTICLE 600 OF NEC, UL48 AND/OR OTHER APPLICABLE LOCAL CODES.
- 2.) BRANCH CIRCUIT:  
A.) ALL BRANCH CIRCUITS FOR SIGNS MUST BE TOTALLY DEDICATED TO SIGNS (INCLUDING DEDICATED GROUND AND DEDICATED NEUTRAL PER CIRCUIT).  
B.) SIGN CIRCUITS MUST NOT BE SHARED WITH OTHER LOADS SUCH AS LIGHTING, AIR CONDITIONING AND OTHER EQUIPMENT.  
C.) PROPERTY SIZED GROUND WIRE THAT CAN BE TRACKED TO THE BREAKER PANEL MUST BE PROVIDED.
- 3.) U.L. AND DATA LABELS REQUIRED
- 4.) SIGN SATISFIES ALL REQUIREMENTS OF TITLE 24.
- 5.) OUTDOOR SIGNAGE TO EMPLOY EITHER PHOTOCCELL OR OUTDOOR ASTRONOMICAL TIMER




**ELECTRIC SIGN SECTION**

THIS SIGN IS INTENDED TO BE  
INSTALLED IN ACCORDANCE  
WITH THE REQUIREMENTS OF  
ARTICLE 600 OF THE NATIONAL  
ELECTRICAL CODE AND/OR OTHER  
APPLICABLE LOCAL CODES.

THIS INCLUDES PROPER GROUNDING  
AND BONDING OF THE SIGN.



CONSTRUCTION MGR.



D. BATTY

**INSTALLATION SPECIFICATIONS:**

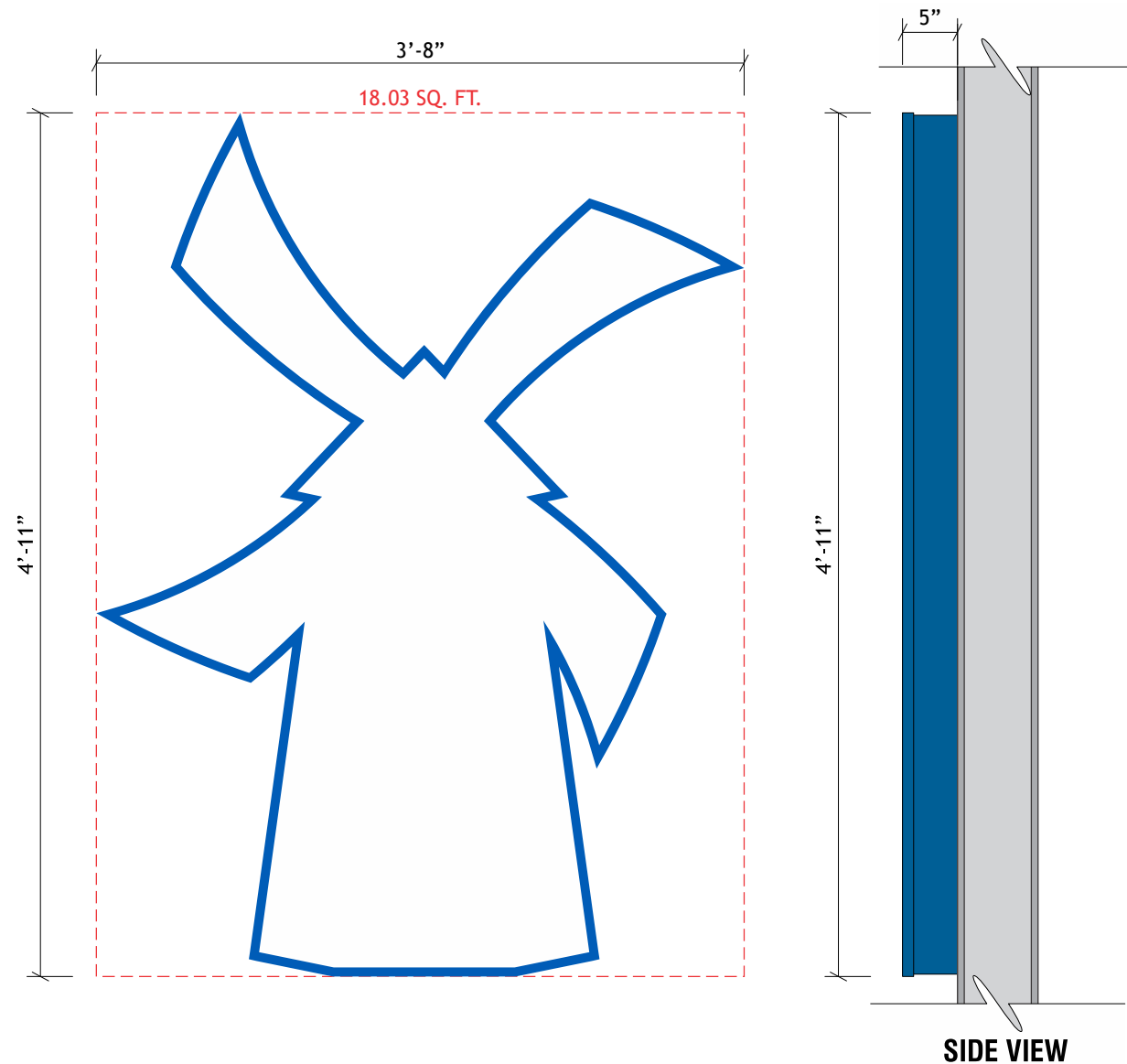
All hardware should be corrosion resistant.  
Recommended mounting hardware:

Option 1: -Stucco or dryvit over plywood substrate:  
#10" X 3" long hex head lag bolts & washers.

Option 2: -Stucco or dryvit over hollow substrate:  
1/4" X 4" toggle bolts & washers.

Option 3: -Concrete or masonry: screws size #10  
Tapcon anchors

Option 4: -Sheet metal: 1/4" X 4" threaded rods &  
washers w/ 2x4 wood blocking or 1 1/2" aluminum  
angle or 1/4" thick X 2" flat bars.



**COLOR SPECIFICATIONS:**

	230-015 YELLOW PSV PMS 116C
	230-33 RED PSV PMS 1797C
	230-127 INTENSE BLUE PSV PMS 300C
	PMS 7691C
	WHITE

**SPECIFICATIONS:**

**LOGO:** SELF CONTAINED

FACES:..... 3/16" WHITE ACRYLIC W/1ST SURFACE VINYL  
OUTLINE 230-127 INTENSE BLUE

RETURNS:..... .040" ALUM. PAINTED TO MATCH PMS 7691C

TRIMCAP:..... 1" PAINTED TO MATCH PMS 7691C

ILLUMINATION:..... WHITE LED W/SELF CONTAINED POWER SUPPLY

**N4 N5 N6** SIGN TYPE DB/59SCLO : SELF CONTAINED LOGO **QTY. 3**  
 TOTAL SQ. FT.: 18.03 Scale: 1" = 1'-0"


**GENERAL NOTES:**

- 1.) INSTALLATION OF THIS SIGN SHALL CONFORM TO THE REQUIREMENTS OF ARTICLE 600 OF NEC, UL48 AND/OR OTHER APPLICABLE LOCAL CODES.
- 2.) BRANCH CIRCUIT:  
 A.) ALL BRANCH CIRCUITS FOR SIGNS MUST BE TOTALLY DEDICATED TO SIGNS (INCLUDING DEDICATED GROUND AND DEDICATED NEUTRAL PER CIRCUIT).  
 B.) SIGN CIRCUITS MUST NOT BE SHARED WITH OTHER LOADS SUCH AS LIGHTING, AIR CONDITIONING AND OTHER EQUIPMENT.  
 C.) PROPERTY SIZED GROUND WIRE THAT CAN BE TRACKED TO THE BREAKER PANEL MUST BE PROVIDED.
- 3.) U.L. AND DATA LABELS REQUIRED
- 4.) SIGN SATISFIES ALL REQUIREMENTS OF TITLE 24.
- 5.) OUTDOOR SIGNAGE TO EMPLOY EITHER PHOTOCCELL OR OUTDOOR ASTRONOMICAL TIMER.

CONSTRUCTION MGR.  
 D. BATTY



**LOREN INDUSTRIES**  
 12226 Coast Drive  
 Whittier, CA 90601  
 Tel: (562) 946-7545  
 Fax: (562) 949-5707  
 St. Lic.: 455415  
 Los Angeles, CA



DRAWING/REVISION NO.:  
**03-22-0019**  
**SIGNS AND MENUS**

PAGE NO.:  
**9** OF **20**

CLIENT:  
**DUTCH BROS**  
 ADDRESS  
 Tn0602  
 815 S James M Campbell Blvd  
 Columbia TN 38401

Approval Signature

DATE:  
**03/17/2022**

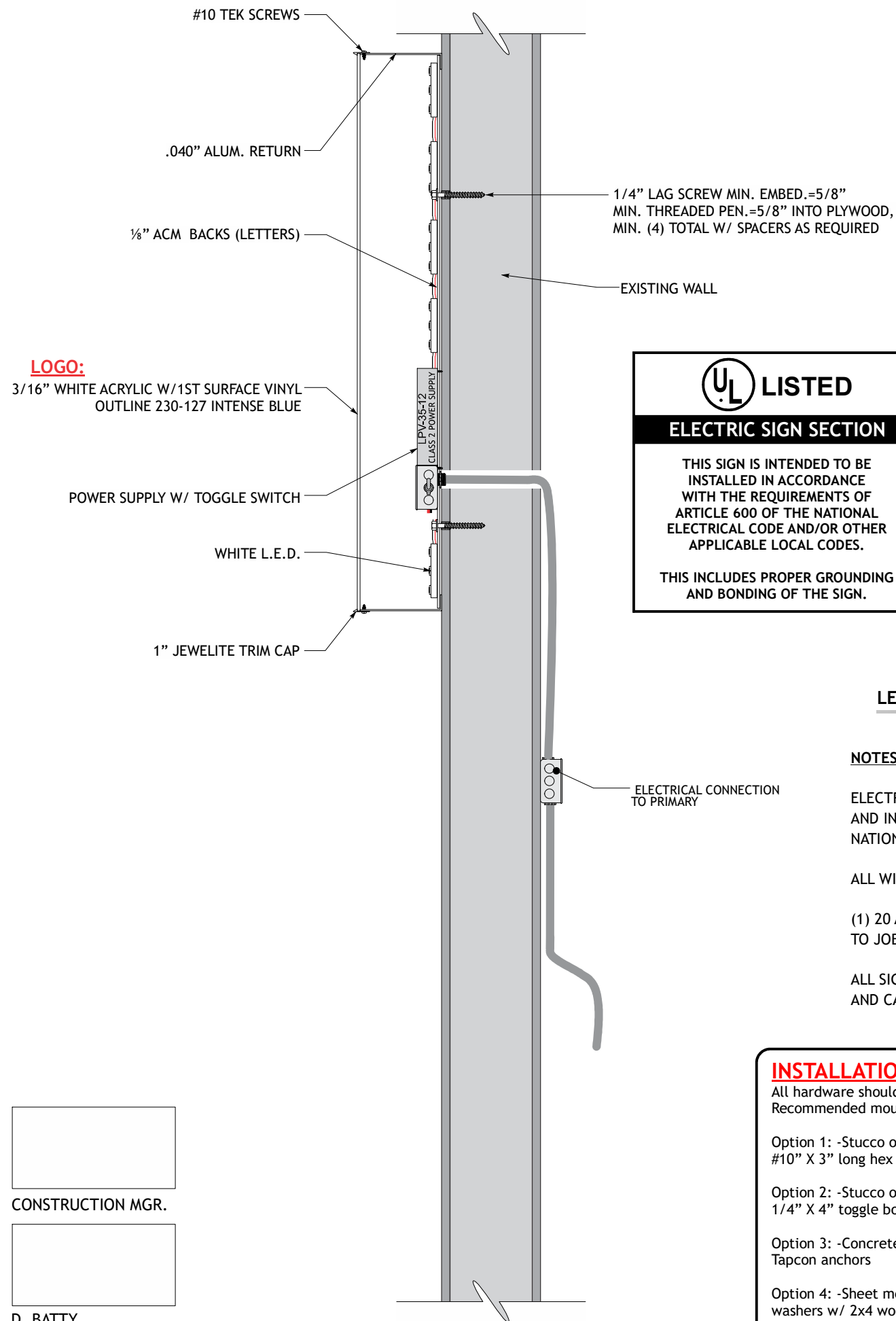
PROJECT MANAGER  
**Carla T.**

DESIGNER:  
**Jose Soria**

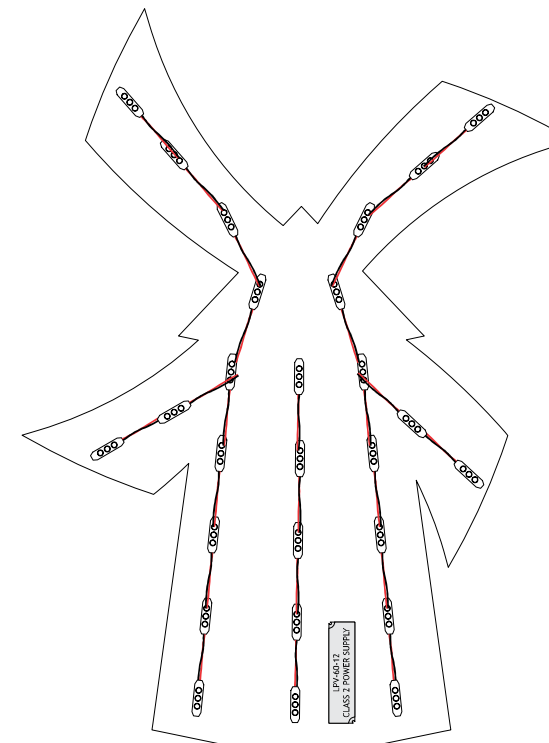
REVISION DATE:  
 -----

REVISION BY:  
 -----

ALL IDEAS, PLANS, AND ELECTRONIC ART INDICATED ON THIS DRAWING ARE COPYRIGHTED AND OWNED BY LOREN ELECTRIC SIGN CORPORATION AND SHALL NOT BE REPRODUCED, USED BY OR DISCLOSED TO ANY PERSONS, FIRM OR CORPORATION FOR ANY PURPOSE WHATSOEVER WITHOUT PERMISSION OF LOREN ELECTRIC SIGN CORPORATION.



**UL LISTED**  
**ELECTRIC SIGN SECTION**  
 THIS SIGN IS INTENDED TO BE INSTALLED IN ACCORDANCE WITH THE REQUIREMENTS OF ARTICLE 600 OF THE NATIONAL ELECTRICAL CODE AND/OR OTHER APPLICABLE LOCAL CODES.  
 THIS INCLUDES PROPER GROUNDING AND BONDING OF THE SIGN.



**LED LAYOUT**

NTS

**NOTES:**

ELECTRICAL COMPONENTS TO BE UL LISTED AND INSTALLED IN ACCORDANCE WITH THE NATIONAL ELECTRIC CODE (NEC)

ALL WIRING SHALL BE 12 GA

(1) 20 AMP-120V CIRCUIT TO BE BROUGHT TO JOB SITE BY LICENCED ELECTRICIAN.

ALL SIGNAGE WILL BE UL2161 COMPLIANT AND CARRY UL LABELS.

**INSTALLATION SPECIFICATIONS:**

All hardware should be corrosion resistant. Recommended mounting hardware:

Option 1: -Stucco or dryvit over plywood substrate: #10" X 3" long hex head lag bolts & washers.

Option 2: -Stucco or dryvit over hollow substrate: 1/4" X 4" toggle bolts & washers.

Option 3: -Concrete or masonry: screws size #10 Tapcon anchors

Option 4: -Sheet metal: 1/4" X 4" threaded rods & washers w/ 2x4 wood blocking or 1 1/2" aluminum angle or 1/4" thick X 2" flat bars.

**ELECTRICAL SPECIFICATIONS**

**LOGO:**

(27) WHITE LED MODULES @ 0.72W EA= 19.44W TOTAL  
 (1) 12V 35W POWER SUPPLIES @ 1.1 AMPS EA.

(1) CUSTOMER PROVIDED 120V/20A/60HZ DEDICATED CIRCUIT REQUIRED

**TOTAL CIRCUIT LOAD:  
 1.1 AMPS @ 120 VAC**

**GENERAL NOTES:**

- 1.) INSTALLATION OF THIS SIGN SHALL CONFORM TO THE REQUIREMENTS OF ARTICLE 600 OF NEC, UL48 AND/OR OTHER APPLICABLE LOCAL CODES.
- 2.) BRANCH CIRCUIT:
  - A.) ALL BRANCH CIRCUITS FOR SIGNS MUST BE TOTALLY DEDICATED TO SIGNS (INCLUDING DEDICATED GROUND AND DEDICATED NEUTRAL PER CIRCUIT).
  - B.) SIGN CIRCUITS MUST NOT BE SHARED WITH OTHER LOADS SUCH AS LIGHTING, AIR CONDITIONING AND OTHER EQUIPMENT.
  - C.) PROPERTY SIZED GROUND WIRE THAT CAN BE TRACKED TO THE BREAKER PANEL MUST BE PROVIDED.
- 3.) U.L. AND DATA LABELS REQUIRED
- 4.) SIGN SATISFIES ALL REQUIREMENTS OF TITLE 24.
- 5.) OUTDOOR SIGNAGE TO EMPLOY EITHER PHOTOCCELL OR OUTDOOR ASTRONOMICAL TIMER

CONSTRUCTION MGR.


D. BATTY



**LOREN INDUSTRIES**

12226 Coast Drive  
 Whittier, CA 90601  
 Tel: (562) 946-7545  
 Fax: (562) 949-5707  
 St. Lic.: 455415

Los Angeles, CA



DRAWING/REVISION NO.:

03-22-0019  
**SIGNS AND MENUS**

PAGE NO.:

10 OF 20

CLIENT:

**DUTCH BROS**

ADDRESS

Tn0602  
 815 S James M Campbell Blvd  
 Columbia TN 38401

Approval Signature

DATE:

03/17/2022

PROJECT MANAGER

Carla T.

DESIGNER:

Jose Soria

REVISION DATE:

-----

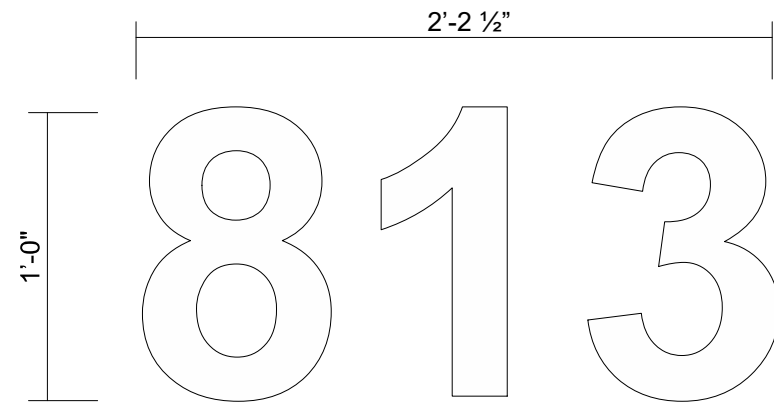
REVISION BY:

-----

ALL IDEAS, PLANS, AND ELECTRONIC ART INDICATED ON THIS DRAWING ARE COPYRIGHTED AND OWNED BY LOREN ELECTRIC SIGN CORPORATION AND SHALL NOT BE REPRODUCED, USED BY OR DISCLOSED TO ANY PERSONS, FIRM OR CORPORATION FOR ANY PURPOSE WHATSOEVER WITHOUT PERMISSION OF LOREN ELECTRIC SIGN CORPORATION.

SCOPE OF WORK: MANUFACTURE & INSTALL (1) NON-ILLUMINATED BUILDING ADDRESS

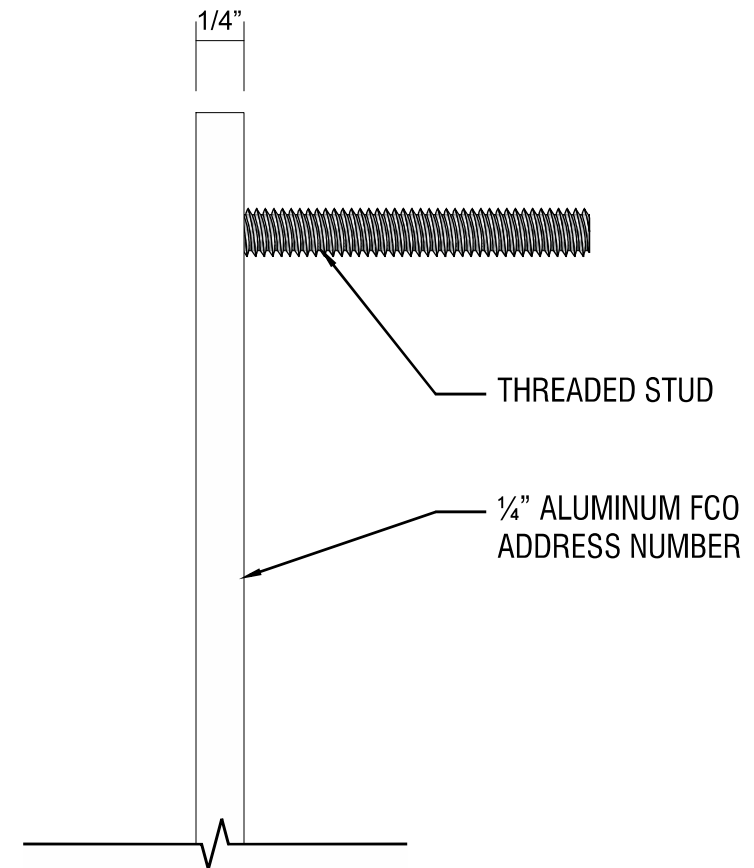
**BUILDING ADDRESS**  
**SCALE: 1 1/2" = 1'-0"**



**ADDRESS NUMBERS:**  
**FONT:** ARIAL BOLD  
**MATERIAL:** 1/4" THICK ALUMINUM  
**COLOR:** PAINTED SATIN WHITE  
**INSTALLATION:** STUD MOUNTED FLUSH TO BUILDING



**SIDE DETAIL**  
**FULL SCALE**




**N7** ADDRESS NUMBERS

**QTY. 1**

Scale: 1 1/2" = 1'-0"



CONSTRUCTION MGR.



D. BATTY




**LOREN**

**LOREN INDUSTRIES**

12226 Coast Drive  
 Whittier, CA 90601  
 Tel: (562) 946-7545  
 Fax: (562) 949-5707  
 St. Lic.: 455415

Los Angeles, CA



DRAWING/REVISION NO.:

**03-22-0019**  
**SIGNS AND MENUS**

PAGE NO.:

**11** OF **20**

CLIENT:

**DUTCH BROS**

ADDRESS

Tn0602  
 815 S James M Campbell Blvd  
 Columbia TN 38401

Approval Signature

DATE:

**03/17/2022**

PROJECT MANAGER

**Carla T.**

DESIGNER:

**Jose Soria**

REVISION DATE:

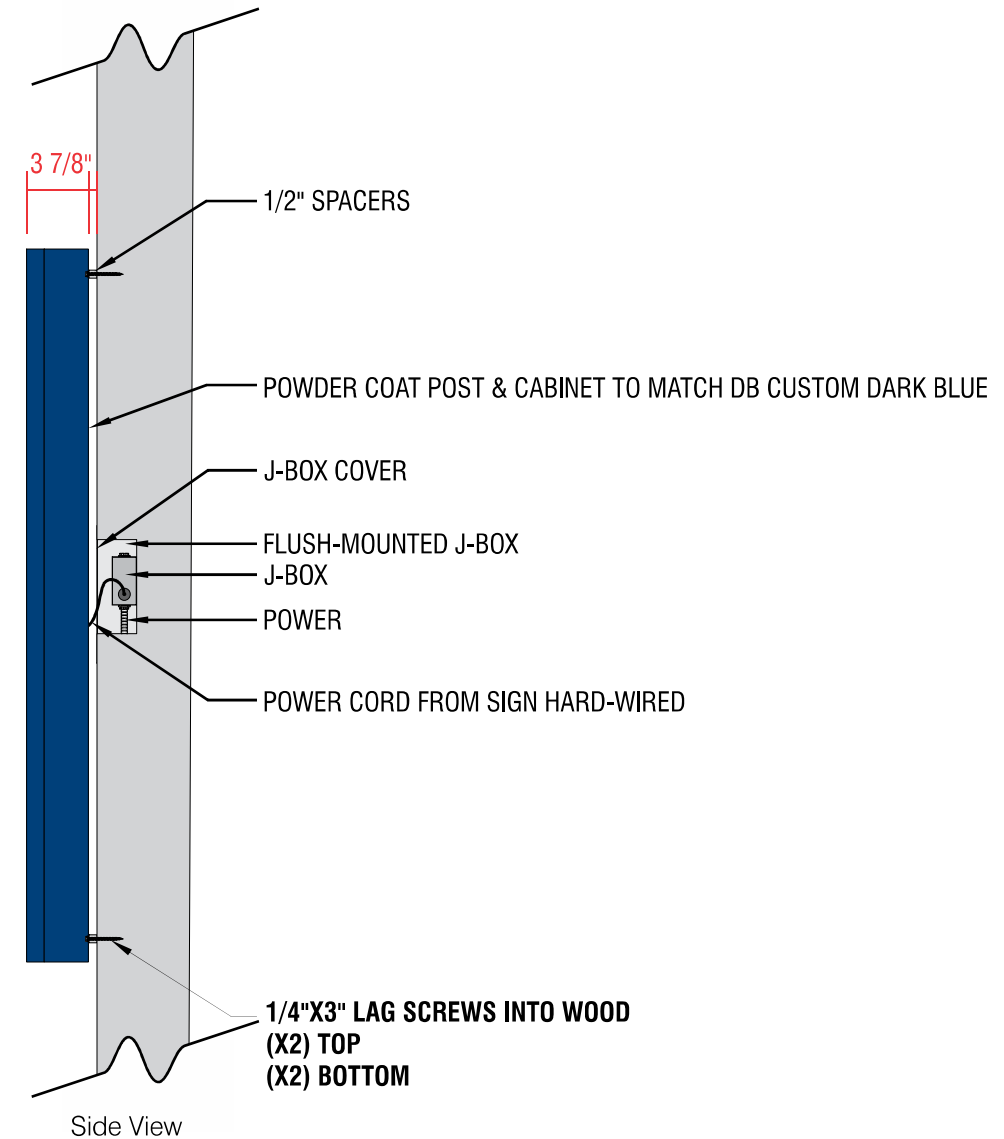
-----

REVISION BY:

-----

ALL IDEAS, PLANS, AND ELECTRONIC ART INDICATED ON THIS DRAWING ARE COPYRIGHTED AND OWNED BY LOREN ELECTRIC SIGN CORPORATION AND SHALL NOT BE REPRODUCED, USED BY OR DISCLOSED TO ANY PERSONS, FIRM OR CORPORATION FOR ANY PURPOSE WHATSOEVER WITHOUT PERMISSION OF LOREN ELECTRIC SIGN CORPORATION.

SCOPE OF WORK: MANUFACTURE & INSTALL (6) S/F WALL MOUNTED MENU SIGNS



COLOR CODE	
	DIGITAL PRINT
	DB CUSTOM DARK BLUE

- A WALL-MOUNTED, BACKLIT MENU SIGN**
  - PRINTED MENU PANEL NOT INCLUDED
  - LED OUTDOOR LIGHT BOX
  - LOCKABLE HINGED DOOR
  - ALUMINUM CONSTRUCTION
- B PRINTED LIGHT GUIDE PANEL**
  - AS SEPARATE ORDER

CONSTRUCTION MGR.

D. BATTY

**N8** SIGN TYPE DBMENU-WM-SF: WALL MOUNTED MENU BOARDS  
TOTAL SQ. FT.: 10.70

**QTY. 6**

Scale: 1" = 1'-0"




**LOREN**

LOREN INDUSTRIES

12226 Coast Drive  
Whittier, CA 90601  
Tel: (562) 946-7545  
Fax: (562) 949-5707  
St. Lic.: 455415

Los Angeles, CA



DRAWING/REVISION NO.:

03-22-0019  
SIGNS AND MENUS

PAGE NO.:

12 OF 20

CLIENT:

DUTCH BROS

ADDRESS

Tn0602  
815 S James M Campbell Blvd  
Columbia TN 38401

Approval Signature

DATE:

03/17/2022

PROJECT MANAGER

Carla T.

DESIGNER:

Jose Soria

REVISION DATE:

REVISION BY:

ALL IDEAS, PLANS, AND ELECTRONIC ART INDICATED ON THIS DRAWING ARE COPYRIGHTED AND OWNED BY LOREN ELECTRIC SIGN CORPORATION AND SHALL NOT BE REPRODUCED, USED BY OR DISCLOSED TO ANY PERSONS, FIRM OR CORPORATION FOR ANY PURPOSE WHATSOEVER WITHOUT PERMISSION OF LOREN ELECTRIC SIGN CORPORATION.


SCOPE OF WORK: MANUFACTURE & INSTALL (2) D/F POST MOUNTED MENU SIGNS



**LOREN**  
LOREN INDUSTRIES

12226 Coast Drive  
Whittier, CA 90601  
Tel: (562) 946-7545  
Fax: (562) 949-5707  
St. Lic.: 455415

Los Angeles, CA



DRAWING/REVISION NO.:

03-22-0019  
SIGNS AND MENUS

PAGE NO.:

13 OF 20

CLIENT:

DUTCH BROS

ADDRESS

Tn0602  
815 S James M Campbell Blvd  
Columbia TN 38401

Approval Signature

DATE:

03/17/2022

PROJECT MANAGER

Carla T.

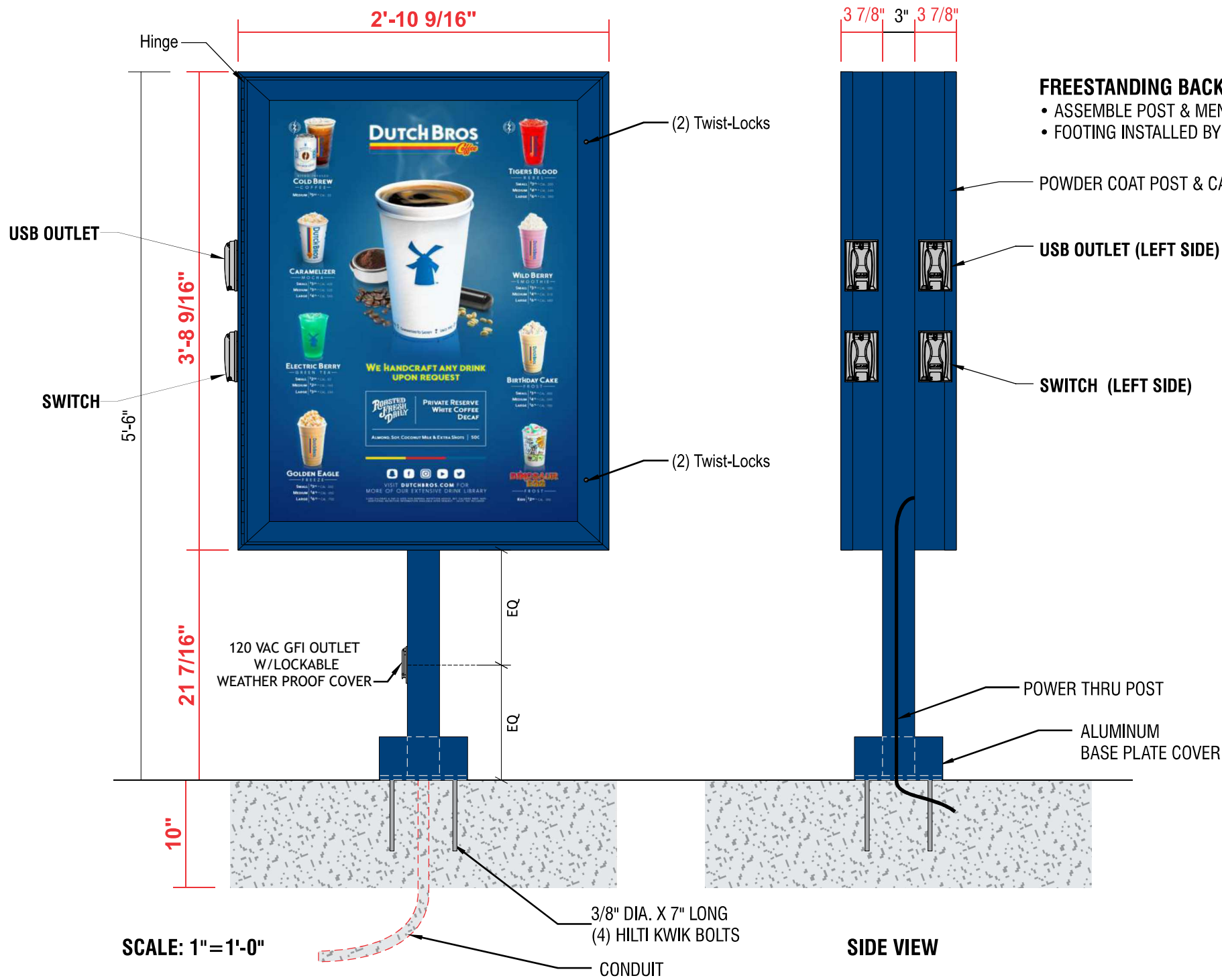
DESIGNER:

Jose Soria

REVISION DATE:

REVISION BY:

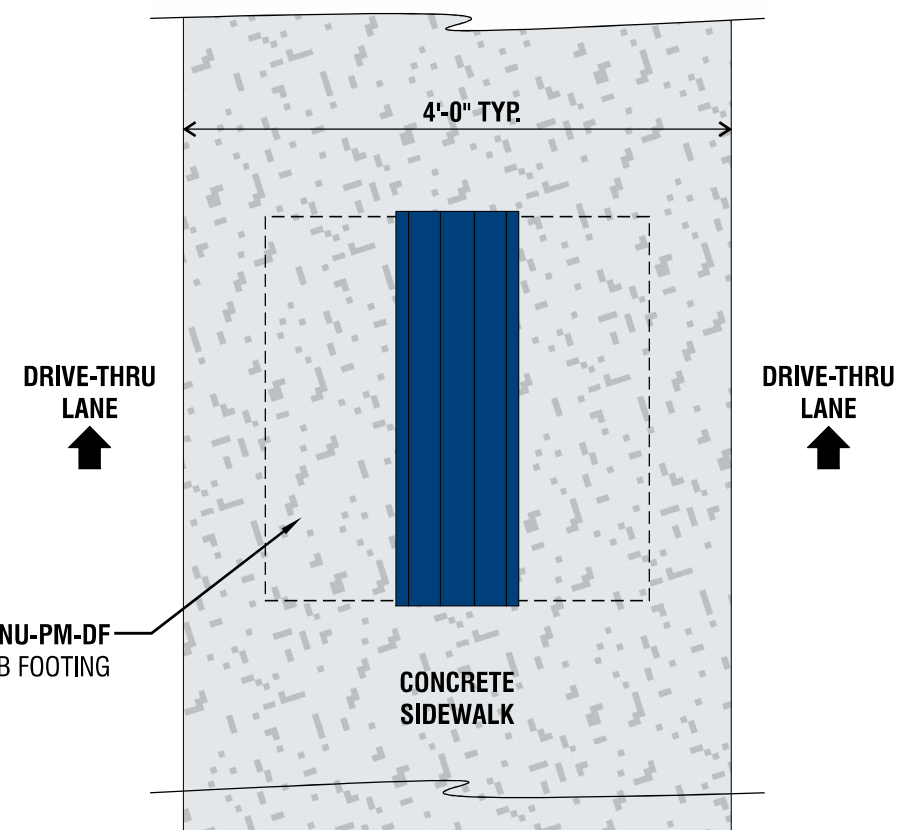
ALL IDEAS, PLANS, AND ELECTRONIC ART INDICATED ON THIS DRAWING ARE COPYRIGHTED AND OWNED BY LOREN ELECTRIC SIGN CORPORATION AND SHALL NOT BE REPRODUCED, USED BY OR DISCLOSED TO ANY PERSONS, FIRM OR CORPORATION FOR ANY PURPOSE WHATSOEVER WITHOUT PERMISSION OF LOREN ELECTRIC SIGN CORPORATION.



**COLOR CODE**

- DIGITAL PRINT
- POWDER COATED DB CUSTOM DARK BLUE
- POWDER COATED SILVER

**INSTALLATION ORIENTATION DETAIL  
NOT TO SCALE**



**N9** SIGN TYPE DBMENU-PM-DF: FREE STANDING MENU BOARD  
TOTAL SQ. FT.: 10.70

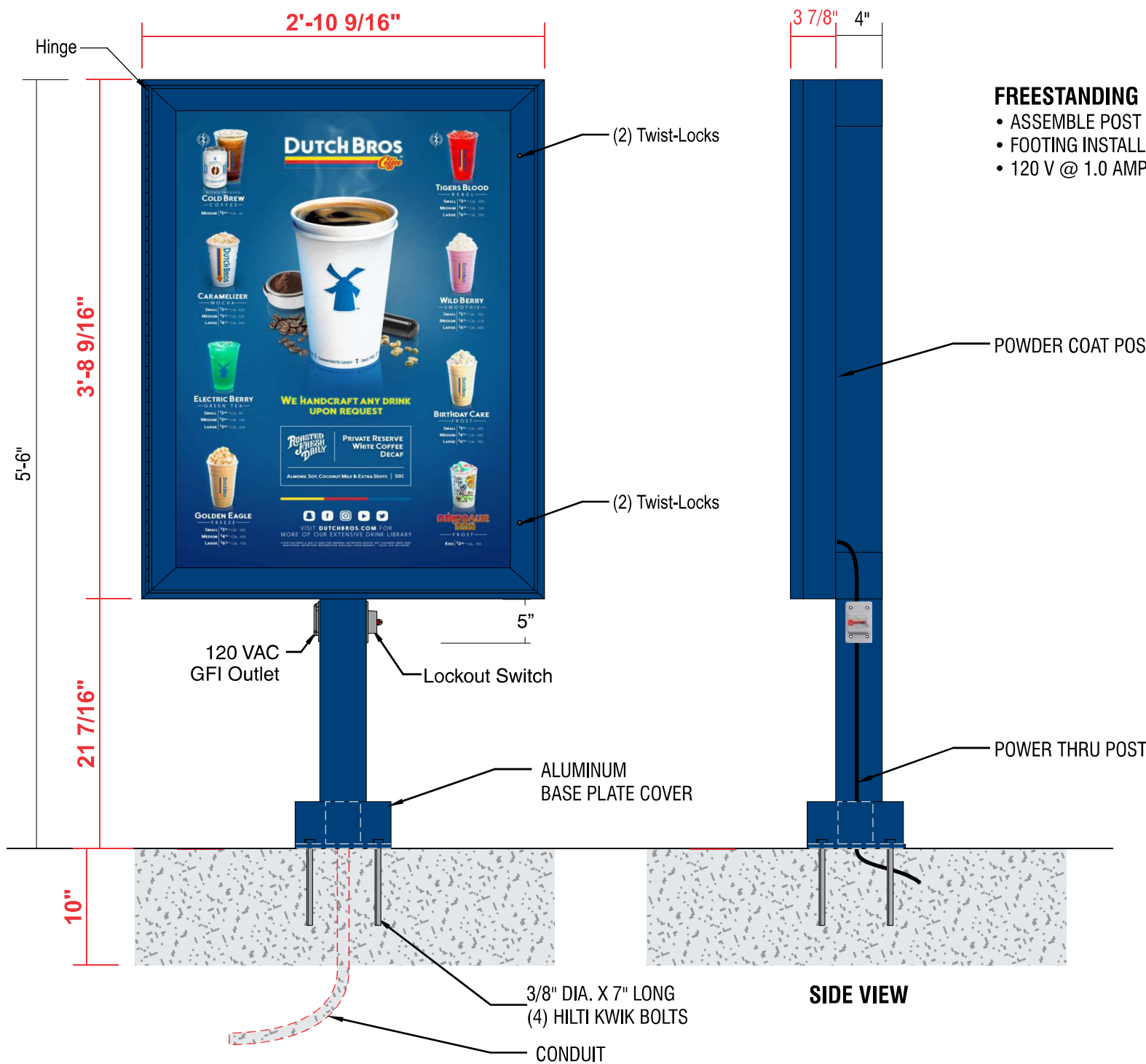
**QTY. 2**

Scale: 1" = 1'-0"

CONSTRUCTION MGR.

D. BATTY

SCOPE OF WORK: MANUFACTURE & INSTALL (4) S/F POST MOUNTED MENU SIGNS



**FREESTANDING BACKLIT MENU SIGN**

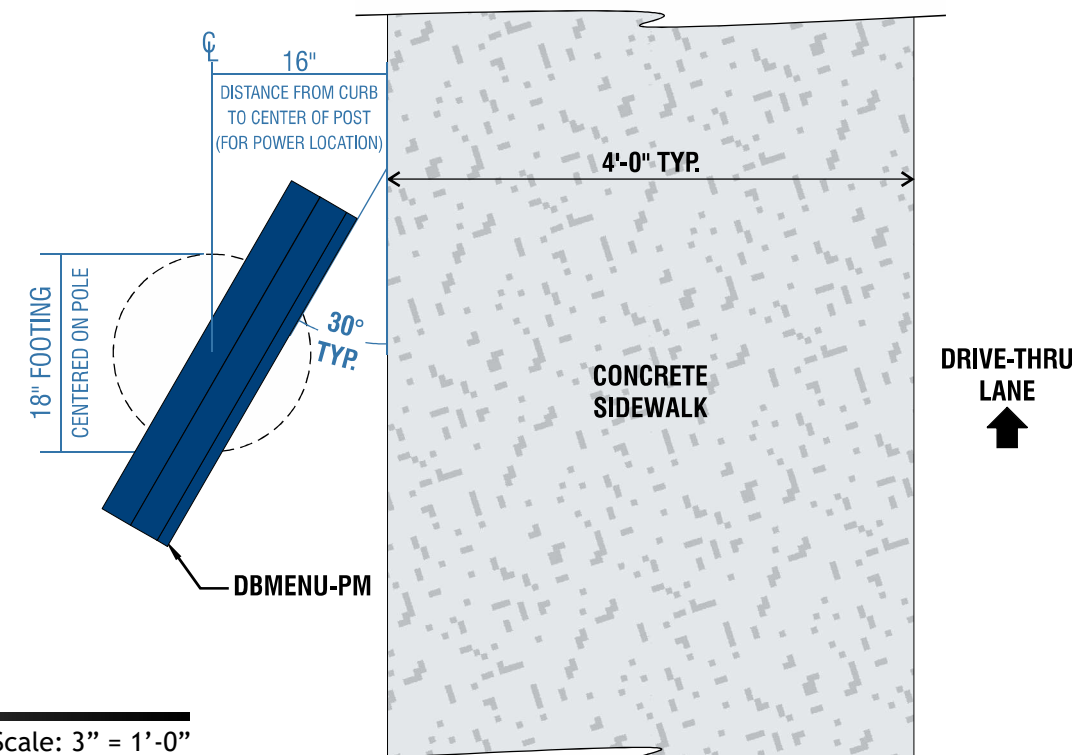
- ASSEMBLE POST & MENU
- FOOTING INSTALLED BY G.C.
- 120 V @ 1.0 AMP

**COLOR CODE**

	DIGITAL PRINT
	DB CUSTOM DARK BLUE

POWDER COAT POST & CABINET TO MATCH DB CUSTOM DARK BLUE

**INSTALLATION ORIENTATION DETAIL  
NOT TO SCALE**



CONSTRUCTION MGR.

D. BATTY

**N10**

**SIGN TYPE DBMENU-PM-SF: FREE STANDING MENU BOARD**

**TOTAL SQ. FT.: 10.7**

Scale: 3" = 1'-0"




**LOREN**

LOREN INDUSTRIES

12226 Coast Drive  
Whittier, CA 90601  
Tel: (562) 946-7545  
Fax: (562) 949-5707  
St. Lic.: 455415

Los Angeles, CA



DRAWING/REVISION NO.:

03-22-0019  
SIGNS AND MENUS

PAGE NO.:

14 OF 20

CLIENT:

DUTCH BROS

ADDRESS

Tn0602  
815 S James M Campbell Blvd  
Columbia TN 38401

Approval Signature

DATE:

03/17/2022

PROJECT MANAGER

Carla T.

DESIGNER:

Jose Soria

REVISION DATE:

-----

REVISION BY:

-----

ALL IDEAS, PLANS, AND ELECTRONIC ART INDICATED ON THIS DRAWING ARE COPYRIGHTED AND OWNED BY LOREN ELECTRIC SIGN CORPORATION AND SHALL NOT BE REPRODUCED, USED BY OR DISCLOSED TO ANY PERSONS, FIRM OR CORPORATION FOR ANY PURPOSE WHATSOEVER WITHOUT PERMISSION OF LOREN ELECTRIC SIGN CORPORATION.

SCOPE OF WORK: MANUFACTURE & INSTALL (4) SNAP FRAMES




**LOREN**

**LOREN INDUSTRIES**

12226 Coast Drive  
Whittier, CA 90601  
Tel: (562) 946-7545  
Fax: (562) 949-5707  
St. Lic.: 455415

Los Angeles, CA



DRAWING/REVISION NO.:

**03-22-0019**  
**SIGNS AND MENUS**

PAGE NO.:

**15** OF **20**

CLIENT:

**DUTCH BROS**

ADDRESS

Tn0602  
815 S James M Campbell Blvd  
Columbia TN 38401

Approval Signature

DATE:

**03/17/2022**

PROJECT MANAGER

**Carla T.**

DESIGNER:

**Jose Soria**

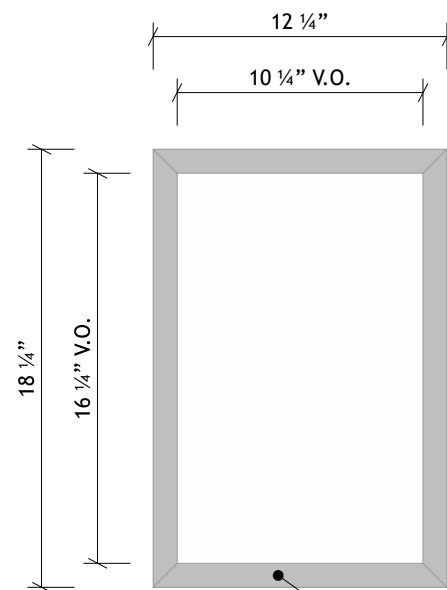
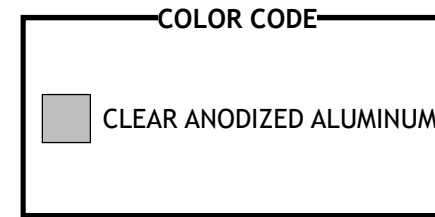
REVISION DATE:

-----

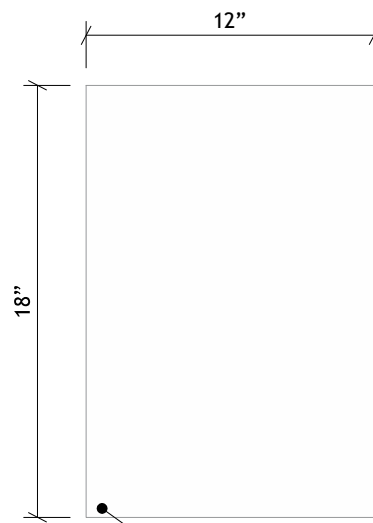
REVISION BY:

-----

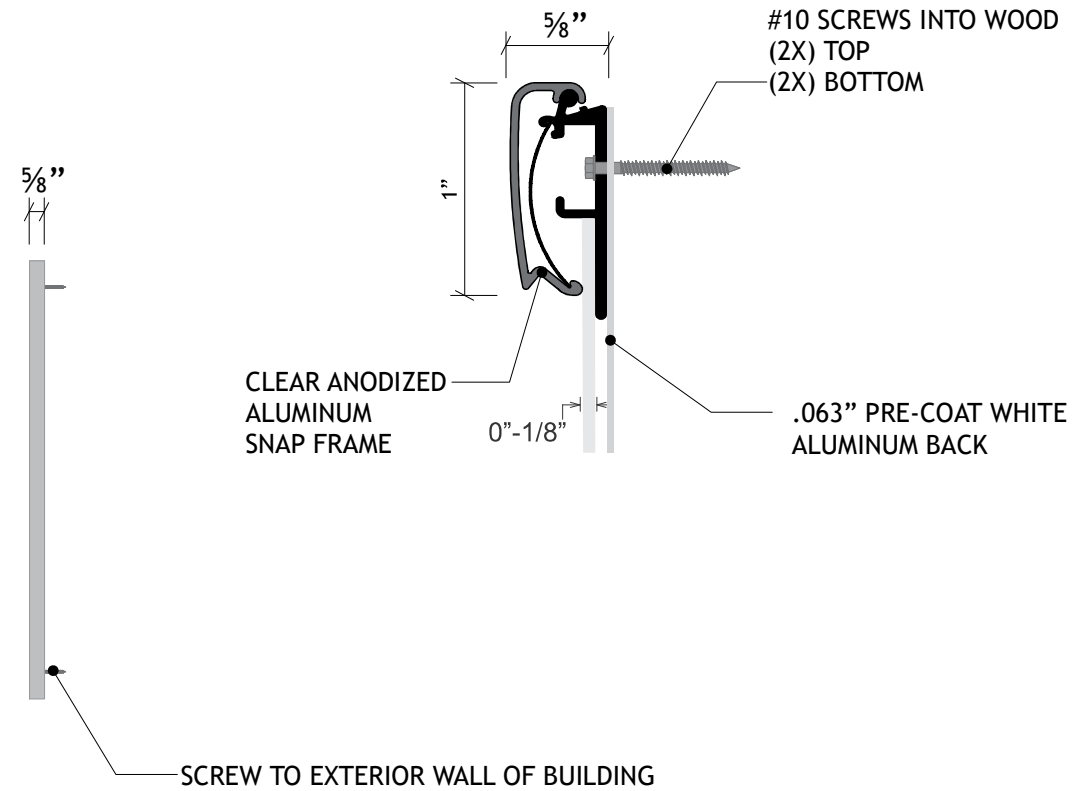
ALL IDEAS, PLANS, AND ELECTRONIC ART INDICATED ON THIS DRAWING ARE COPYRIGHTED AND OWNED BY LOREN ELECTRIC SIGN CORPORATION AND SHALL NOT BE REPRODUCED, USED BY OR DISCLOSED TO ANY PERSONS, FIRM OR CORPORATION FOR ANY PURPOSE WHATSOEVER WITHOUT PERMISSION OF LOREN ELECTRIC SIGN CORPORATION.



CLEAR ANODIZED ALUMINUM SNAP FRAME



.063" PRE-COAT WHITE ALUMINUM BACK




**N12** SNAP FRAMES

Scale: 1 1/2" = 1'-0"

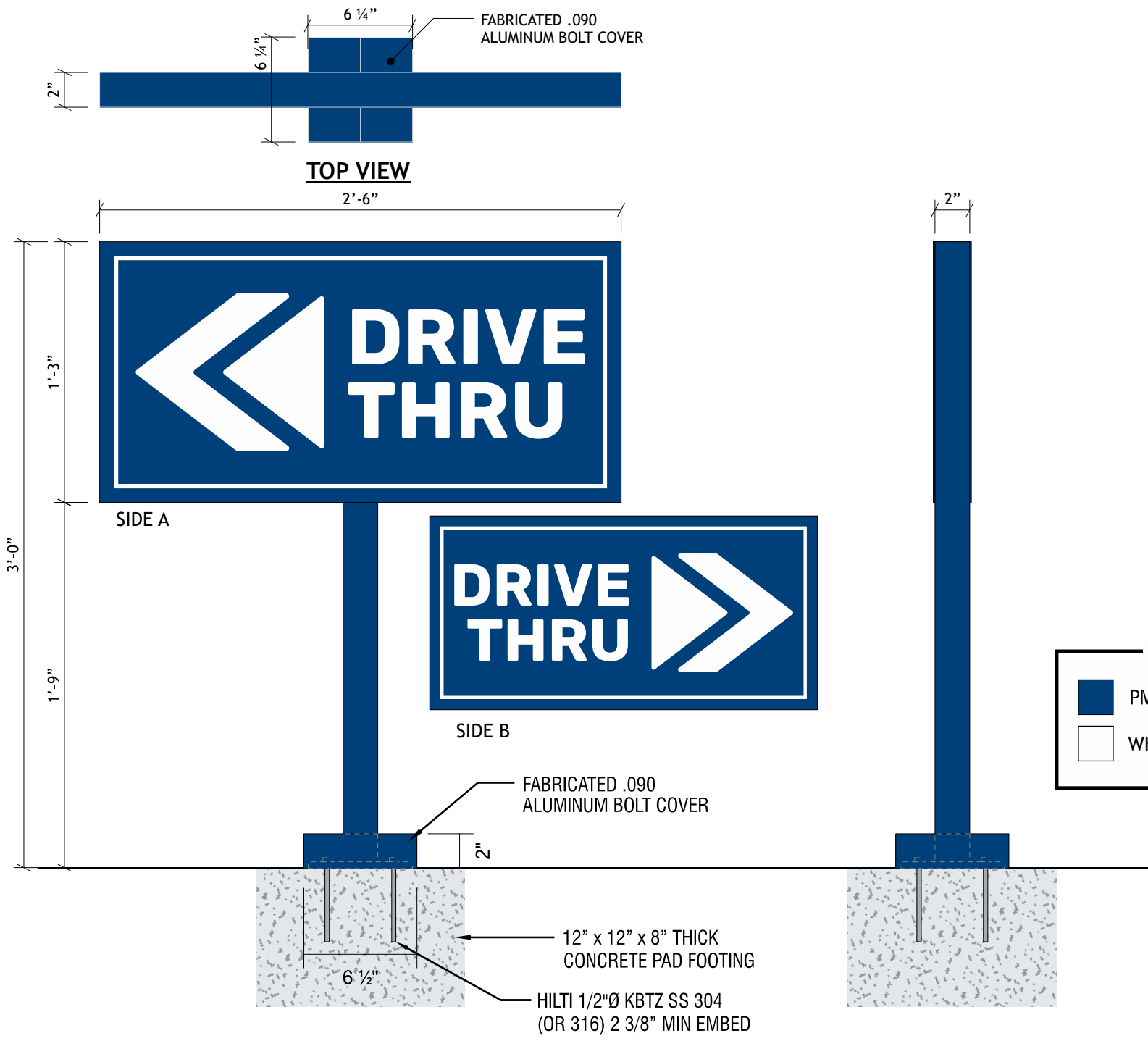


CONSTRUCTION MGR.



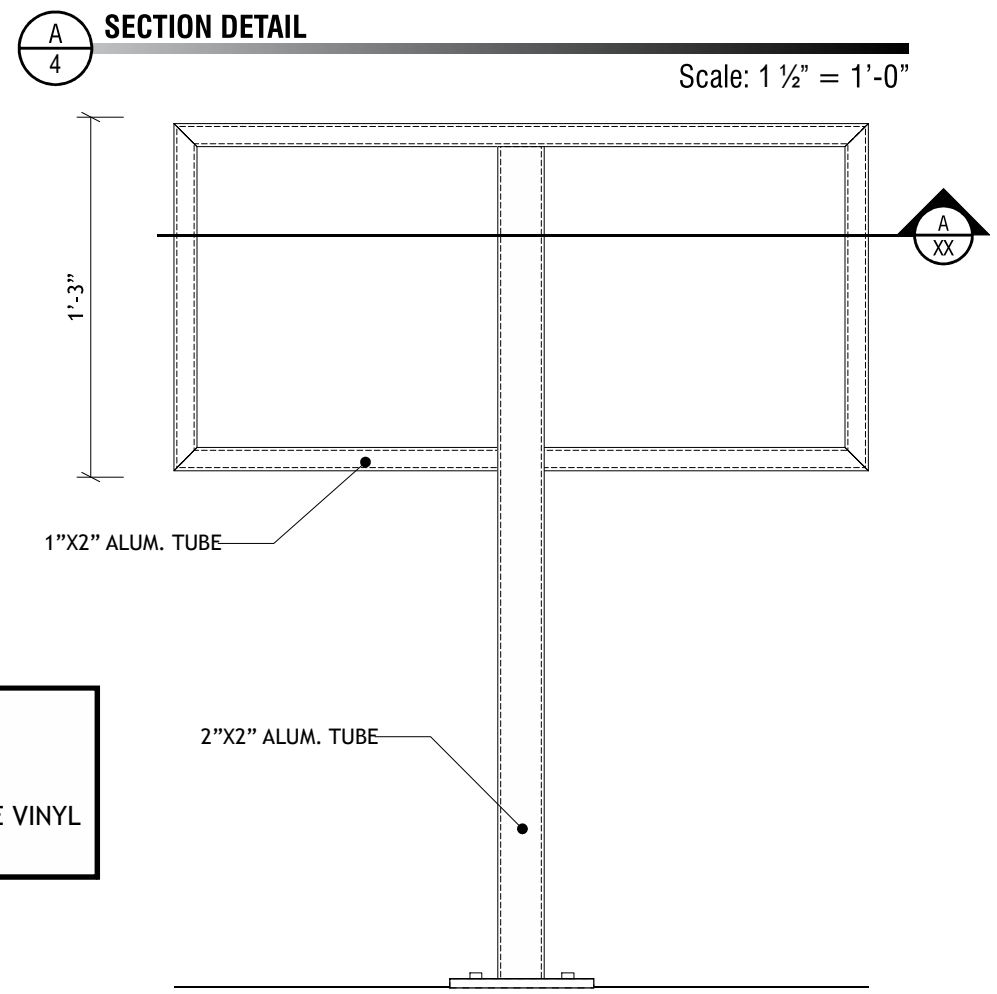
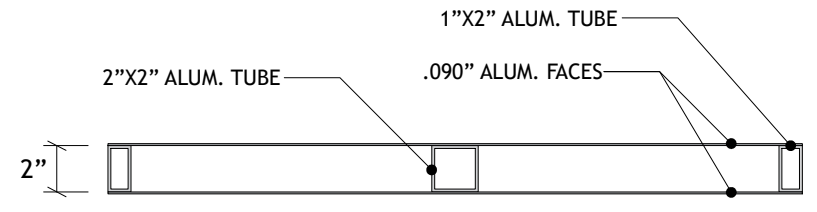
D. BATTY

SCOPE OF WORK: MANUFACTURE & INSTALL (1) D/F NON-ILLUMINATED DIRECTIONAL SIGN

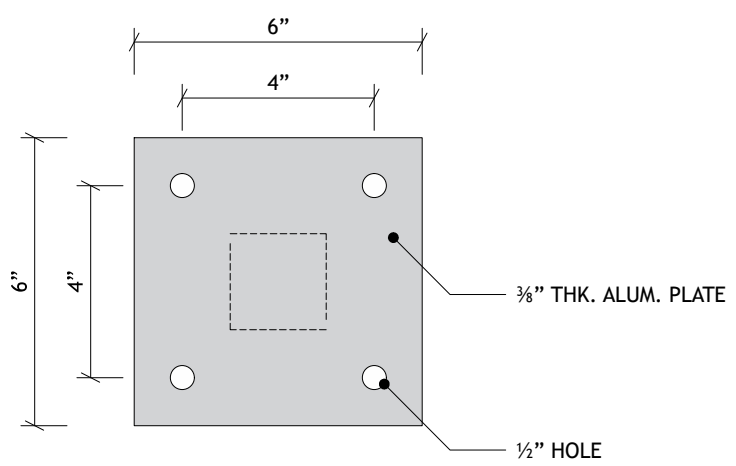


**COLOR CODE**

- PMS 541 C
- WHITE REFLECTIVE VINYL



**STRUCTURE DETAIL**  
Scale: 1 1/2" = 1'-0"



**PLATE DETAIL**  
Scale: 3" = 1'-0"

**N13**

**SIGN TYPE DBDIR-DT-DF: NON-ILLUMINATED D/F DIRECTIONAL** **QTY. 1**  
TOTAL SQ. FT.: 3.13 Scale: 1 1/2" = 1'-0"

CONSTRUCTION MGR.  
  
D. BATTY


DIAMOND GRADE REFLECTIVE WHITE VINYL WITH DIGITALLY PRINTED PMS 541 C BLUE BACKGROUND  
2" X 2" SQUARE TUBE ALUMINUM FRAME & POST WITH ALUMINUM FACES & 3/8" X 6" X 6" PLATE  
FABRICATED .090 ALUMINUM BOLT COVER  
PAINT PMS 541 C  
INSTALL PLATE-MOUNT SIGN WITH HILTI KWIK BOLTS  
PAD FOOTING INSTALLED BY GC



**LOREN INDUSTRIES**

12226 Coast Drive  
Whittier, CA 90601  
Tel: (562) 946-7545  
Fax: (562) 949-5707  
St. Lic.: 455415

Los Angeles, CA



DRAWING/REVISION NO.:

03-22-0019  
SIGNS AND MENUS

PAGE NO.:

16 OF 20

CLIENT:

**DUTCH BROS**

ADDRESS

Tn0602  
815 S James M Campbell Blvd  
Columbia TN 38401

Approval Signature

DATE:

03/17/2022

PROJECT MANAGER

Carla T.

DESIGNER:

Jose Soria

REVISION DATE:

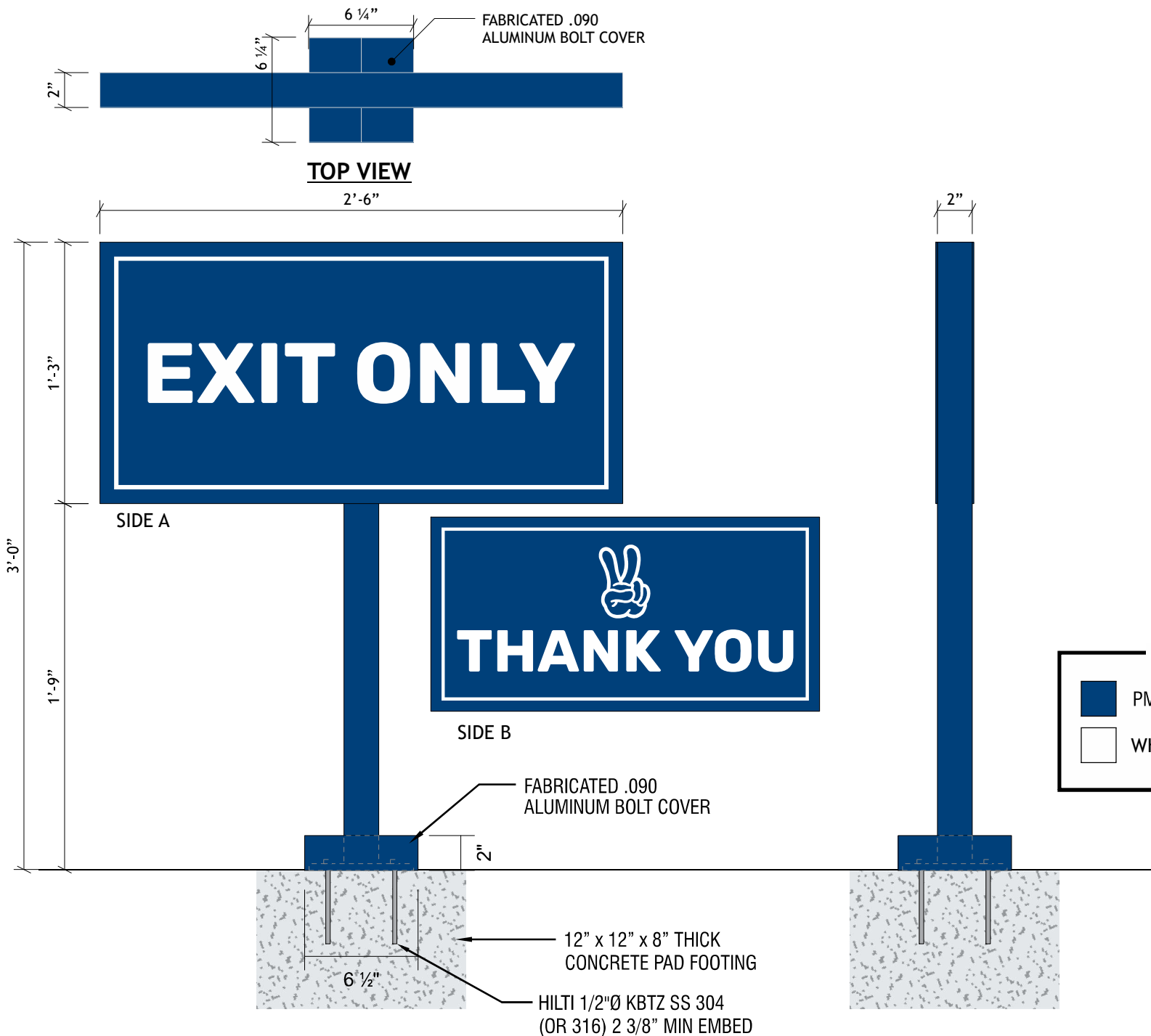
-----

REVISION BY:

-----

ALL IDEAS, PLANS, AND ELECTRONIC ART INDICATED ON THIS DRAWING ARE COPYRIGHTED AND OWNED BY LOREN ELECTRIC SIGN CORPORATION AND SHALL NOT BE REPRODUCED, USED BY OR DISCLOSED TO ANY PERSONS, FIRM OR CORPORATION FOR ANY PURPOSE WHATSOEVER WITHOUT PERMISSION OF LOREN ELECTRIC SIGN CORPORATION.

**SCOPE OF WORK: MANUFACTURE & INSTALL (1) D/F NON-ILLUMINATED DIRECTIONAL SIGN**



**COLOR CODE**

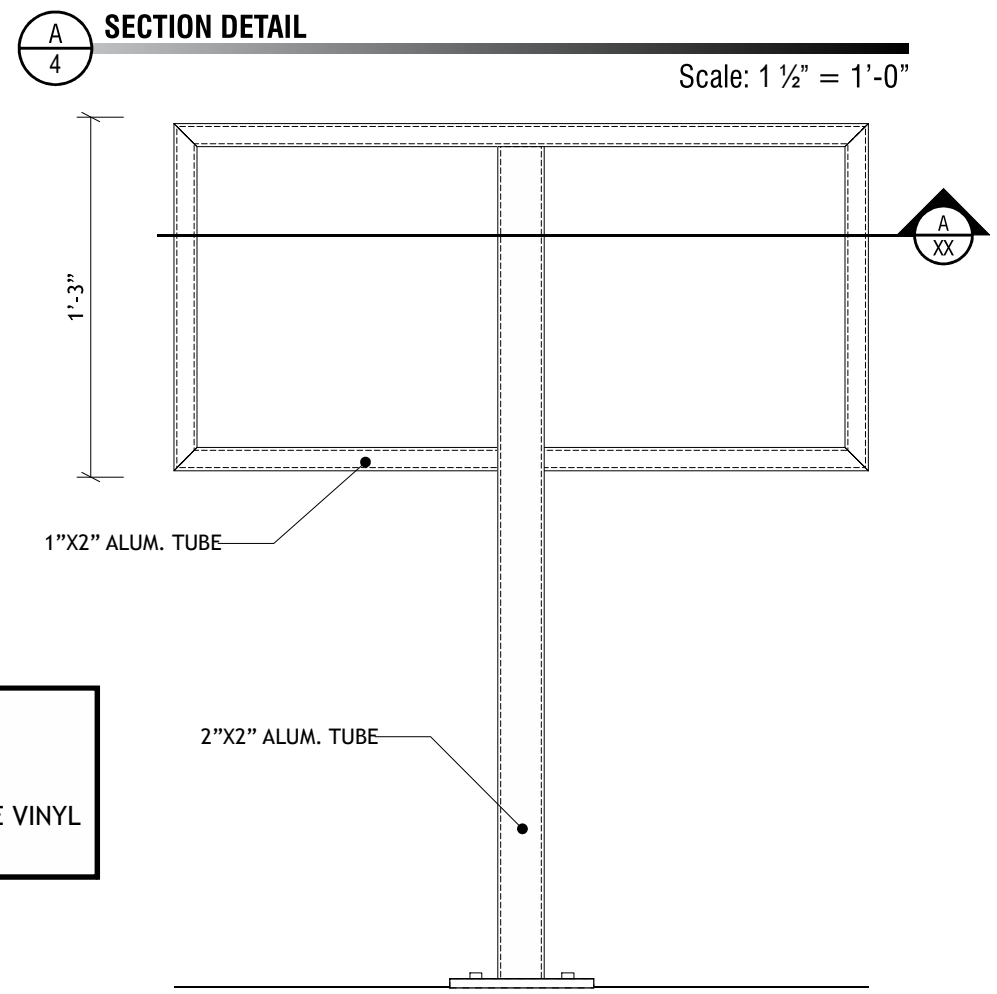
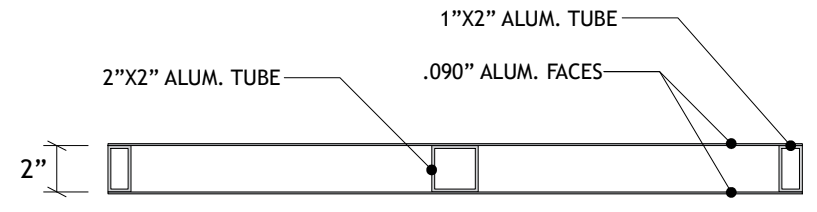
- PMS 541 C
- WHITE REFLECTIVE VINYL

**N14**

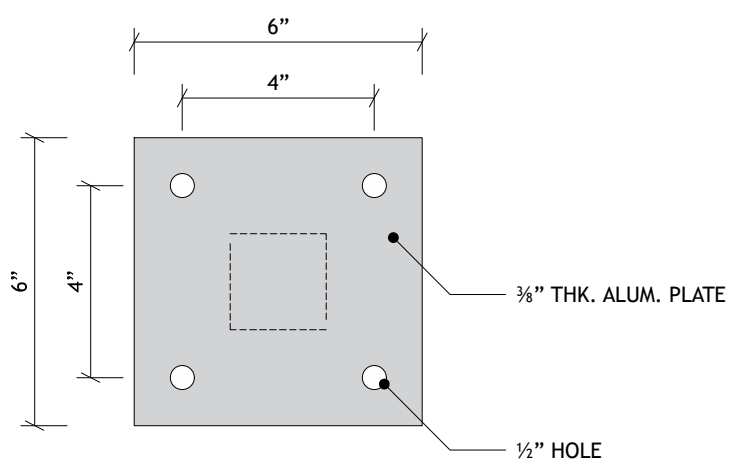
**SIGN TYPE DBDIR-DT-DF: NON-ILLUMINATED D/F DIRECTIONAL** **QTY. 1**  
**TOTAL SQ. FT.: 3.13** Scale: 1 1/2" = 1'-0"

CONSTRUCTION MGR.  
  
D. BATTY

**DIAMOND GRADE REFLECTIVE WHITE VINYL WITH DIGITALLY PRINTED PMS 541 C BLUE BACKGROUND**  
**2" X 2" SQUARE TUBE ALUMINUM FRAME & POST WITH ALUMINUM FACES & 3/8" X 6" X 6" PLATE**  
**FABRICATED .090 ALUMINUM BOLT COVER**  
**PAINT PMS 541 C**  
**INSTALL PLATE-MOUNT SIGN WITH HILTI KWIK BOLTS**  
**PAD FOOTING INSTALLED BY GC**



**STRUCTURE DETAIL** Scale: 1 1/2" = 1'-0"




**PLATE DETAIL** Scale: 3" = 1'-0"



**LOREN INDUSTRIES**

12226 Coast Drive  
Whittier, CA 90601  
Tel: (562) 946-7545  
Fax: (562) 949-5707  
St. Lic.: 455415

Los Angeles, CA



DRAWING/REVISION NO.:

**03-22-0019**  
**SIGNS AND MENUS**

PAGE NO.:

**17** OF **20**

CLIENT:

**DUTCH BROS**

ADDRESS

Tn0602  
815 S James M Campbell Blvd  
Columbia TN 38401

Approval Signature

DATE:

**03/17/2022**

PROJECT MANAGER

**Carla T.**

DESIGNER:

**Jose Soria**

REVISION DATE:

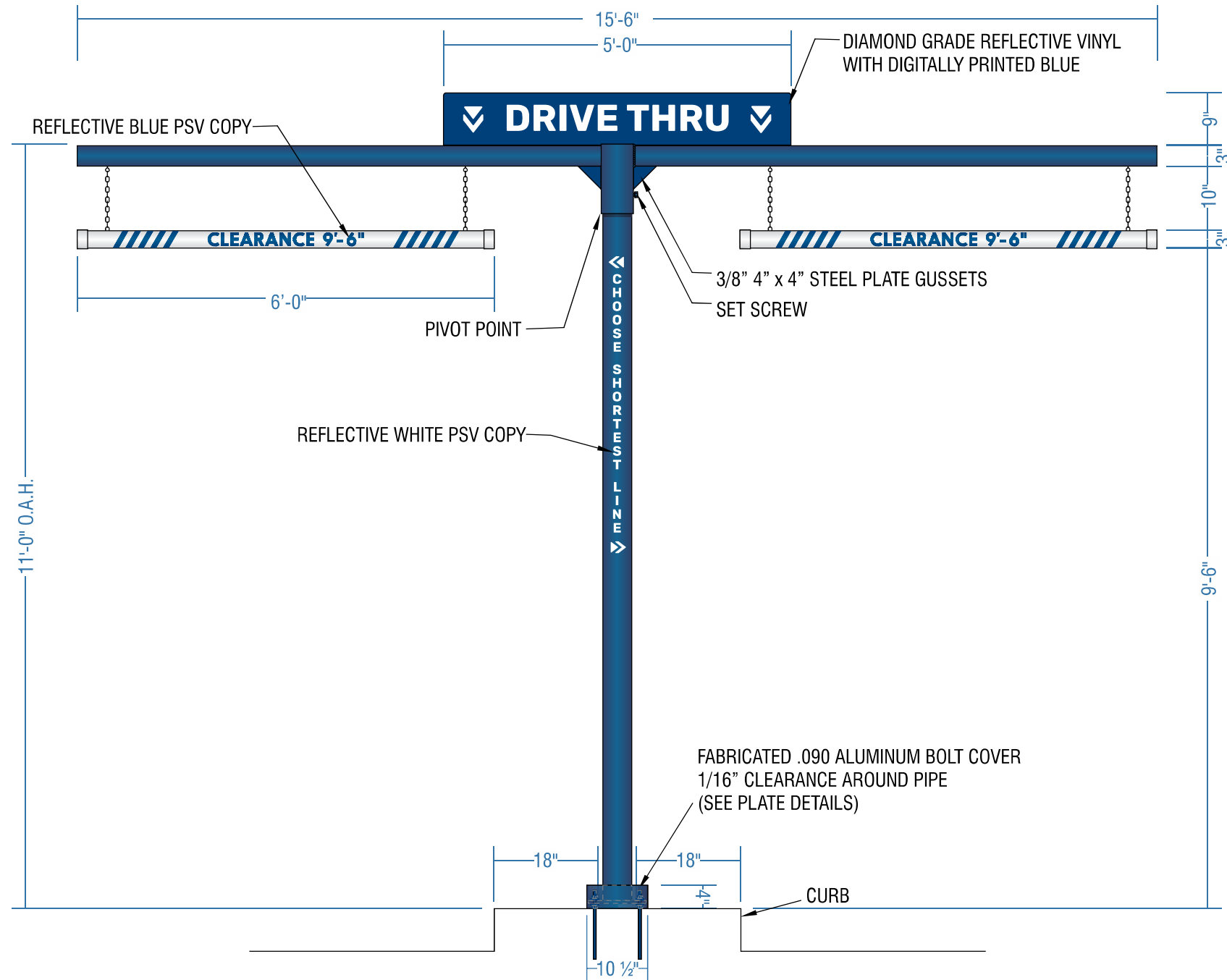
-----

REVISION BY:

-----

ALL IDEAS, PLANS, AND ELECTRONIC ART INDICATED ON THIS DRAWING ARE COPYRIGHTED AND OWNED BY LOREN ELECTRIC SIGN CORPORATION AND SHALL NOT BE REPRODUCED, USED BY OR DISCLOSED TO ANY PERSONS, FIRM OR CORPORATION FOR ANY PURPOSE WHATSOEVER WITHOUT PERMISSION OF LOREN ELECTRIC SIGN CORPORATION.

SCOPE OF WORK: MANUFACTURE & INSTALL (1) S/F POST MOUNTED DOUBLE ARM CLEARANCE BAR WITH PIVOTING ARMS



SIDE VIEW

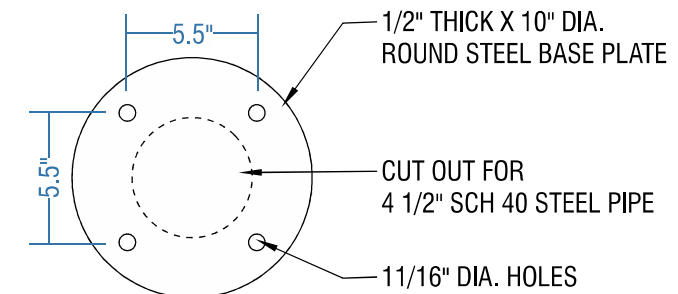
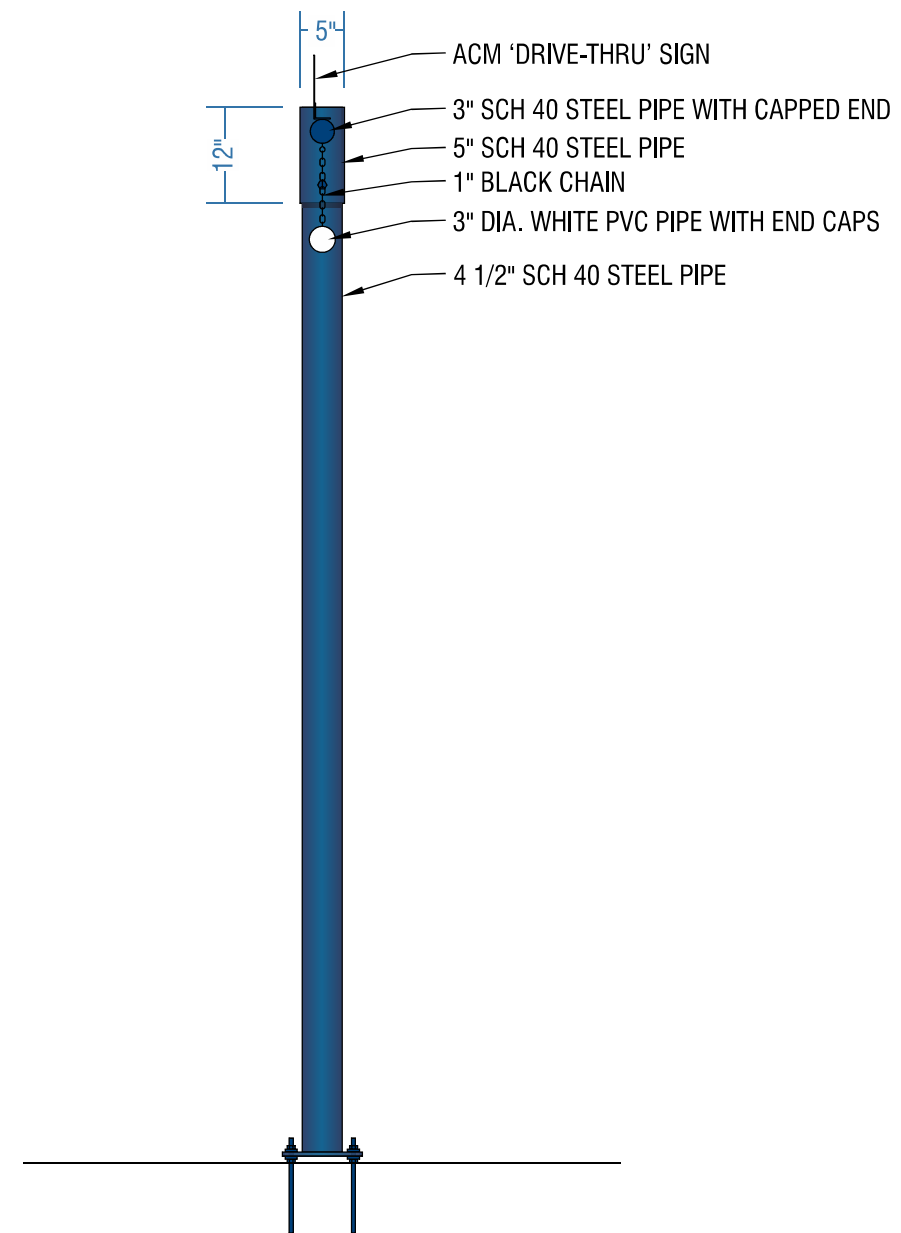


PLATE DETAIL  
SCALE: 1 1/2" = 1'-0"

CONSTRUCTION MGR.

D. BATTY

**N15** SIGN TYPE DA-CLEARANCE BAR: S/F POST MOUNTED DOUBLE ARM CLEARANCE BAR W/PIVOTING ARMS  
TOTAL SQ. FT.: 33.19

Scale: 1/2" = 1'-0"




**LOREN**

LOREN INDUSTRIES

12226 Coast Drive  
Whittier, CA 90601  
Tel: (562) 946-7545  
Fax: (562) 949-5707  
St. Lic.: 455415

Los Angeles, CA



DRAWING/REVISION NO.:

03-22-0019  
SIGNS AND MENUS

PAGE NO.:

18 OF 20

CLIENT:

DUTCH BROS

ADDRESS

Tn0602  
815 S James M Campbell Blvd  
Columbia TN 38401

Approval Signature

DATE:

03/17/2022

PROJECT MANAGER

Carla T.

DESIGNER:

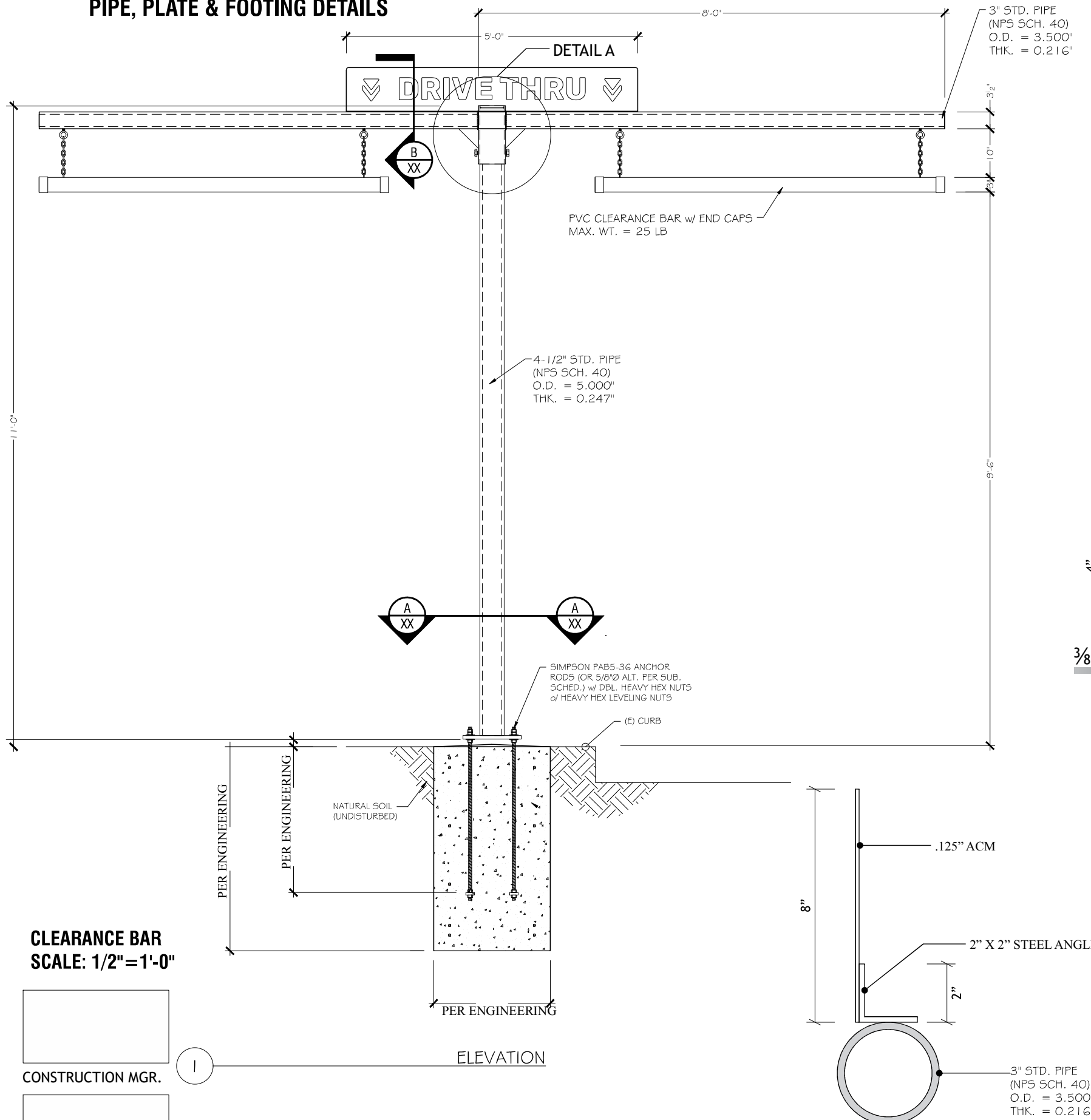
Jose Soria

REVISION DATE:

REVISION BY:

ALL IDEAS, PLANS, AND ELECTRONIC ART INDICATED ON THIS DRAWING ARE COPYRIGHTED AND OWNED BY LOREN ELECTRIC SIGN CORPORATION AND SHALL NOT BE REPRODUCED, USED BY OR DISCLOSED TO ANY PERSONS, FIRM OR CORPORATION FOR ANY PURPOSE WHATSOEVER WITHOUT PERMISSION OF LOREN ELECTRIC SIGN CORPORATION.

**PIPE, PLATE & FOOTING DETAILS**



**CLEARANCE BAR  
SCALE: 1/2" = 1'-0"**

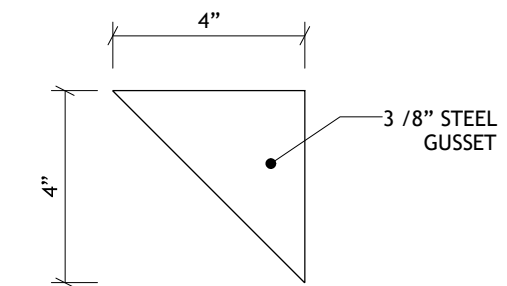
CONSTRUCTION MGR.

D. BATTY

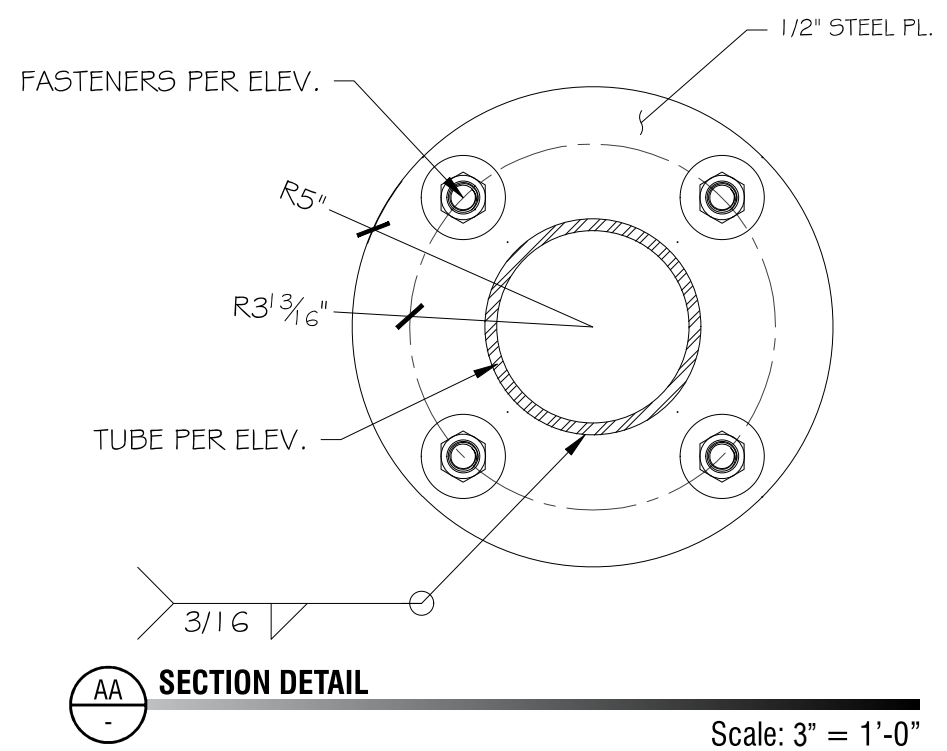
1

**B SECTION DETAIL**  
Scale: 3" = 1'-0"

**DETAIL A**  
Scale: 1" = 1'-0"



**3/8" STEEL GUSSETS QTY. 2**  
Scale: 3" = 1'-0"




**AA SECTION DETAIL**  
Scale: 3" = 1'-0"



**LOREN INDUSTRIES**

12226 Coast Drive  
Whittier, CA 90601  
Tel: (562) 946-7545  
Fax: (562) 949-5707  
St. Lic.: 455415

Los Angeles, CA



DRAWING/REVISION NO.:

**03-22-0019  
SIGNS AND MENUS**

PAGE NO.:

**19 OF 20**

CLIENT:

**DUTCH BROS**

ADDRESS

Tn0602  
815 S James M Campbell Blvd  
Columbia TN 38401

Approval Signature

DATE:

**03/17/2022**

PROJECT MANAGER

**Carla T.**

DESIGNER:

**Jose Soria**

REVISION DATE:

-----

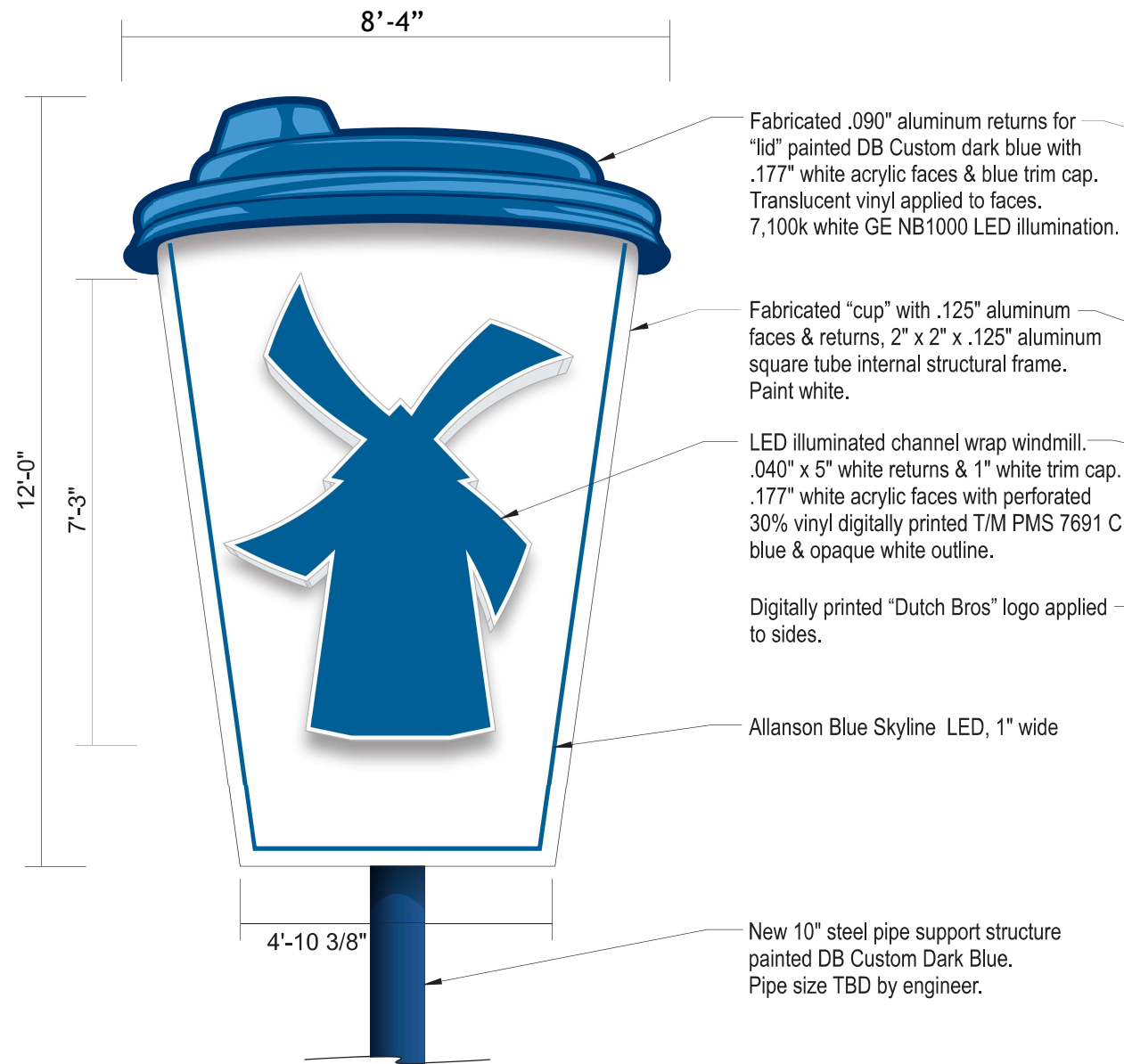
REVISION BY:

-----

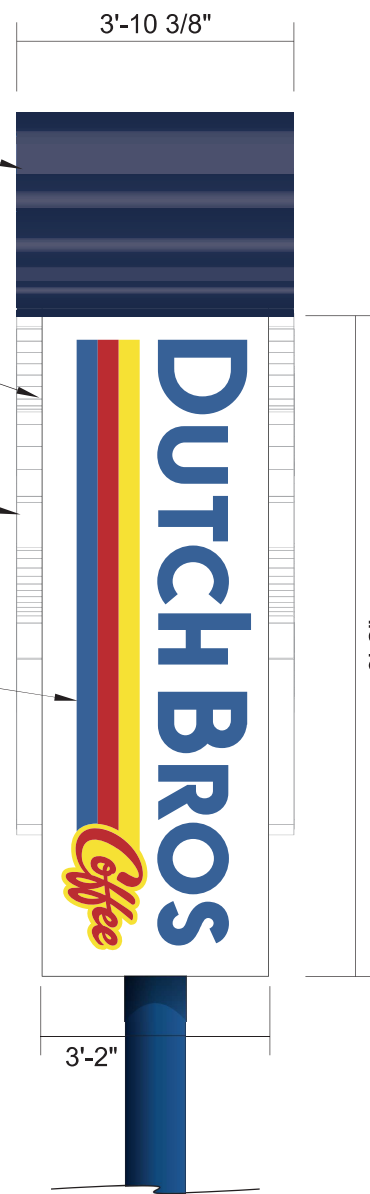
ALL IDEAS, PLANS, AND ELECTRONIC ART INDICATED ON THIS DRAWING ARE COPYRIGHTED AND OWNED BY LOREN ELECTRIC SIGN CORPORATION AND SHALL NOT BE REPRODUCED, USED BY OR DISCLOSED TO ANY PERSONS, FIRM OR CORPORATION FOR ANY PURPOSE WHATSOEVER WITHOUT PERMISSION OF LOREN ELECTRIC SIGN CORPORATION.

**SCOPE OF WORK: MANUFACTURE & INSTALL (1) D/F INTERNALLY ILLUMINATED PYLON CUP SIGN**

DBPY12  
Scale: 3/8" = 1'-0"

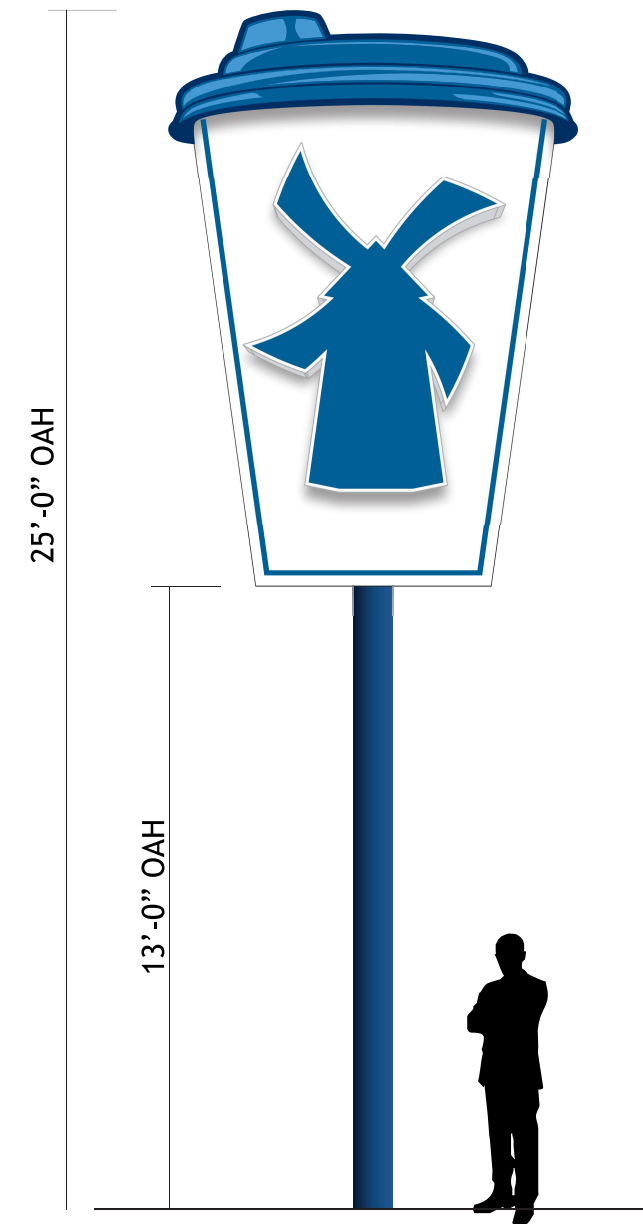


**Side View**



**COLOR CODE**

	PANTONE 107 C YELLOW
	PANTONE 1795 C RED
	PANTONE 7691 C BLUE
	DB CUSTOM DK BLUE (POLE)
	WHITE
	230-36 DARK BLUE (LID)
	230-127 INTENSE BLUE (LID)
	230-147 DEEP SKY BLUE (LID)



CONSTRUCTION MGR.

D. BATTY

**N16** SIGN TYPE : NEW ILLUMINATED PYLON CUP SIGN  
TOTAL SQ. FT.: 100.00




**LOREN**

LOREN INDUSTRIES

12226 Coast Drive  
Whittier, CA 90601  
Tel: (562) 946-7545  
Fax: (562) 949-5707  
St. Lic.: 455415

Los Angeles, CA



DRAWING/REVISION NO.:

03-22-0019  
SIGNS AND MENUS

PAGE NO.:

20 OF 20

CLIENT:

DUTCH BROS

ADDRESS

Tn0602  
815 S James M Campbell Blvd  
Columbia TN 38401

Approval Signature

DATE:

03/17/2022

PROJECT MANAGER

Carla T.

DESIGNER:

Jose Soria

REVISION DATE:

REVISION BY:

ALL IDEAS, PLANS, AND ELECTRONIC ART INDICATED ON THIS DRAWING ARE COPYRIGHTED AND OWNED BY LOREN ELECTRIC SIGN CORPORATION AND SHALL NOT BE REPRODUCED, USED BY OR DISCLOSED TO ANY PERSONS, FIRM OR CORPORATION FOR ANY PURPOSE WHATSOEVER WITHOUT PERMISSION OF LOREN ELECTRIC SIGN CORPORATION.



2/25/22  
DATE REVIEWED

APPROVED:  
NO RESUBMITTAL  
REQUIRED

REVISE:  
RESUBMITTAL  
REQUIRED

CONTACT THE DB REAL ESTATE  
REPRESENTATIVE FOR  
FURTHER CLARIFICATION



RaganSmith

Nashville - Murfreesboro - Chattanooga  
ragansmith.com

DUTCH BROS.

FOR

TRACK WEST PARTNERS

SOUTH JAMES CAMPBELL BLVD, COLUMBIA, MAURY COUNTY, TN

Scale: 1"=20'

Date: 01-26-2022

Approved By: RCT

Revisions:

01-27-22 MEETING COMMENTS

02-25-2022 MEETING COMMENTS

-  
-  
-  
-

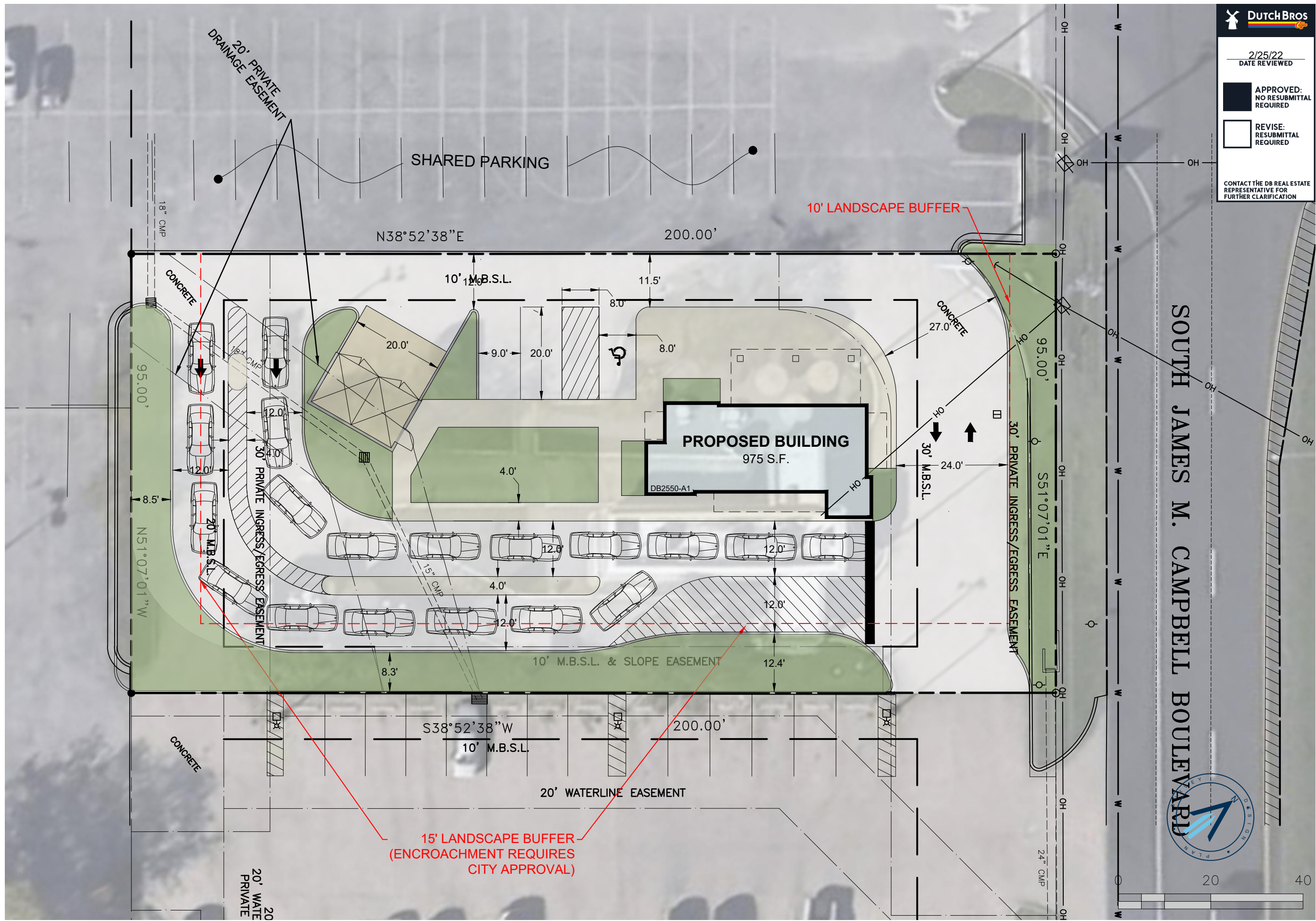
Drawing Title:

CONCEPTUAL  
LAYOUT

Drawing No.

EX. 1

Project No.  
21-0420




The name DUTCH BROS. and all associated logos, content, information, and other materials featured, displayed, contained herein, and made available by Dutch Bros., including but not limited to, the "hook and leaf" of the establishments and products, all text, images, colors, configurations, graphics, designs, illustrations and pictures (collectively, the "Materials") are owned by and/or licensed by DB Franchising USA, LLC and are protected by copyright, trademark, trade dress, patent, and/or other intellectual property rights and unfair competition laws under the United States and foreign laws.



**ARCHITECT**  
 CORALIC, LLC  
 EDIN CORALIC  
 9700 MACKENZIE ROAD, STE. 222,  
 ST. LOUIS, MO 63123  
 e: edin@coralicarchitecture.com  
**STRUCTURAL ENGINEER**  
 JAMES C. KREHER  
 JIM KREHER  
 208 N. MAIN STREET,  
 COLUMBIA, IL 62236  
 p: 618.281.8505  
 jimk@kreherengineering.com  
**MEP ENGINEER**  
 Case Engineering  
 DARRELL R. CASE  
 796 MERUS CT.,  
 FENTON, MO 63026  
 T. 636.349.1600 F. 636.349.1730  
 dcase@caseengineeringinc.com

EDIN CORALIC ARCHITECT  
 No. 107011 - EXP. 11-30-2022



**Project No: TN0602**  
 Dutch Bros Coffee -  
 New Freestanding Store  
 813 S. JAMES CAMPBELL BLVD.,  
 COLUMBIA, TN 38401  
 for: Dutch Bros Coffee  
 110 SW 4TH ST. GRANT'S PASS, OR 97526

ISSUED FOR PERMIT :  
 3.02.2022

REV. DATE:	DESCRIPTION:

BUILDING SECTIONS

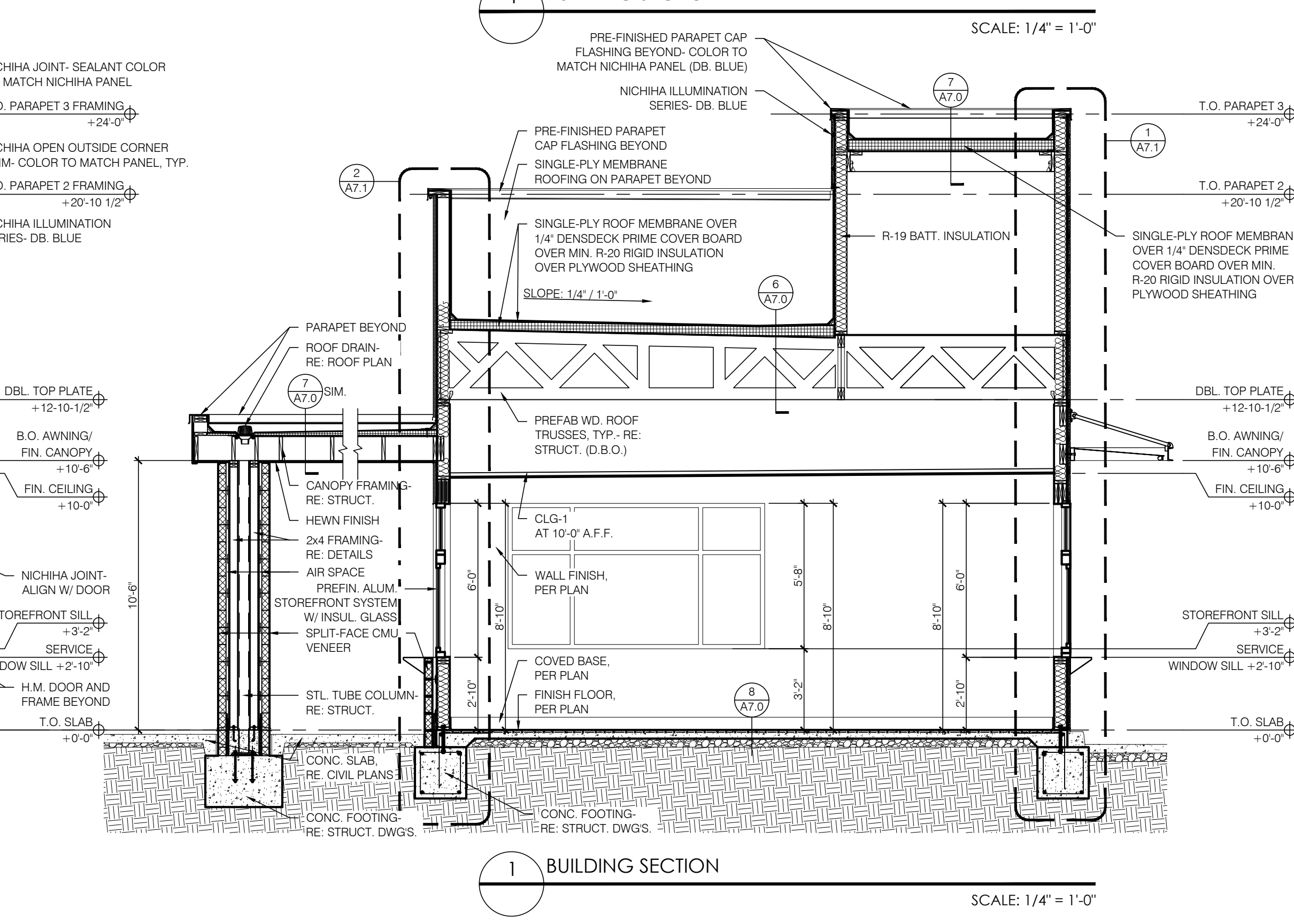
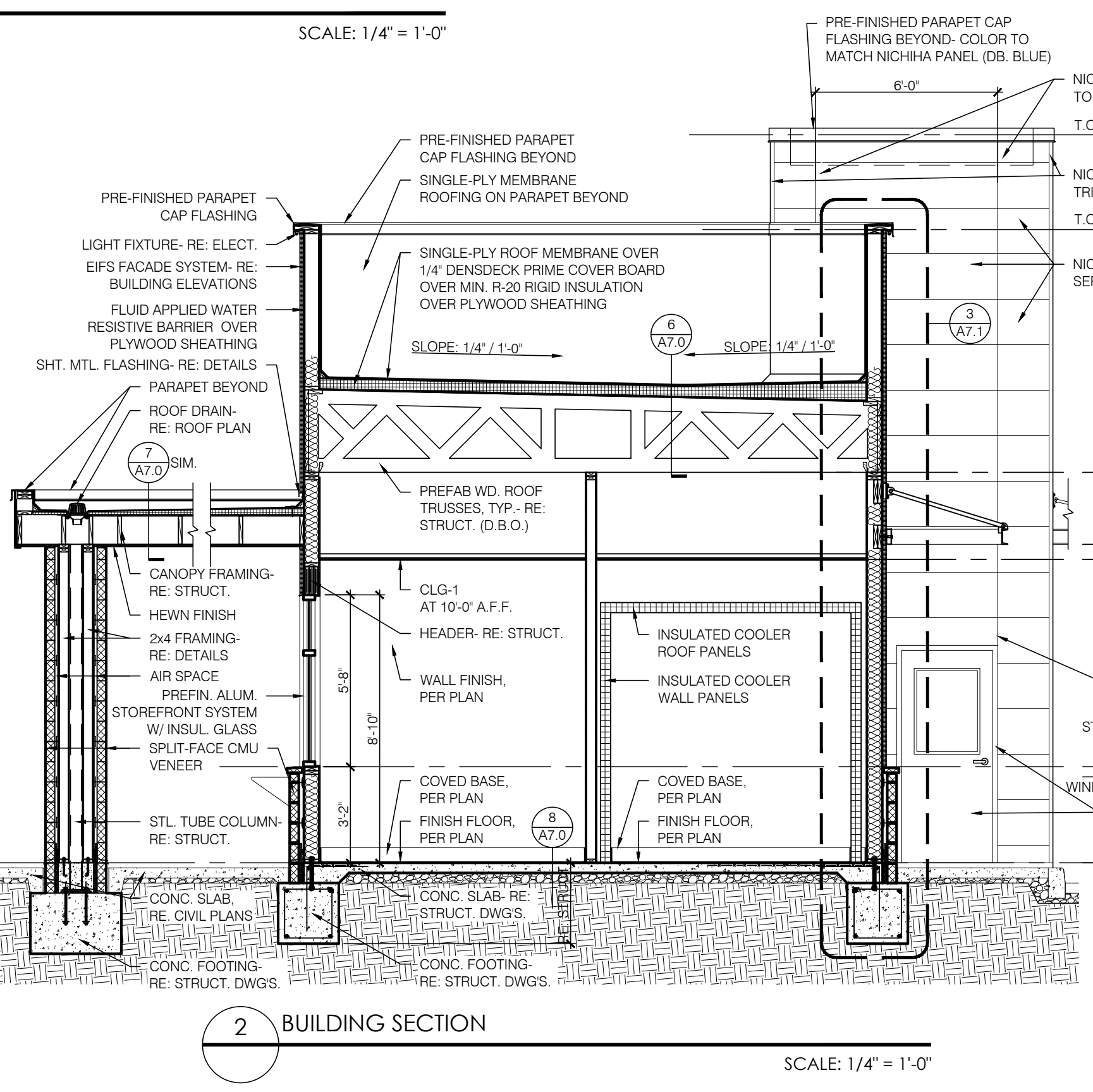
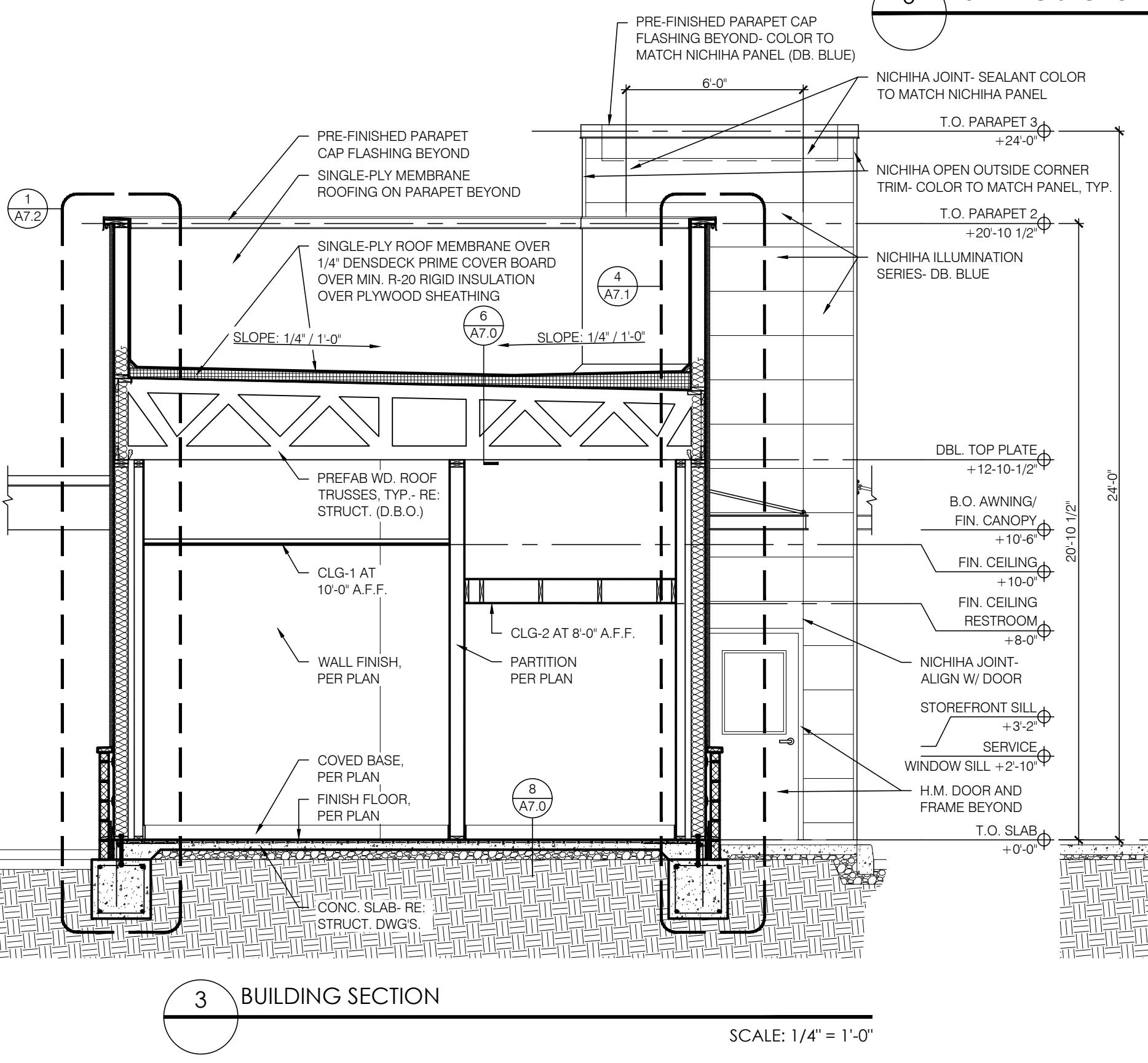
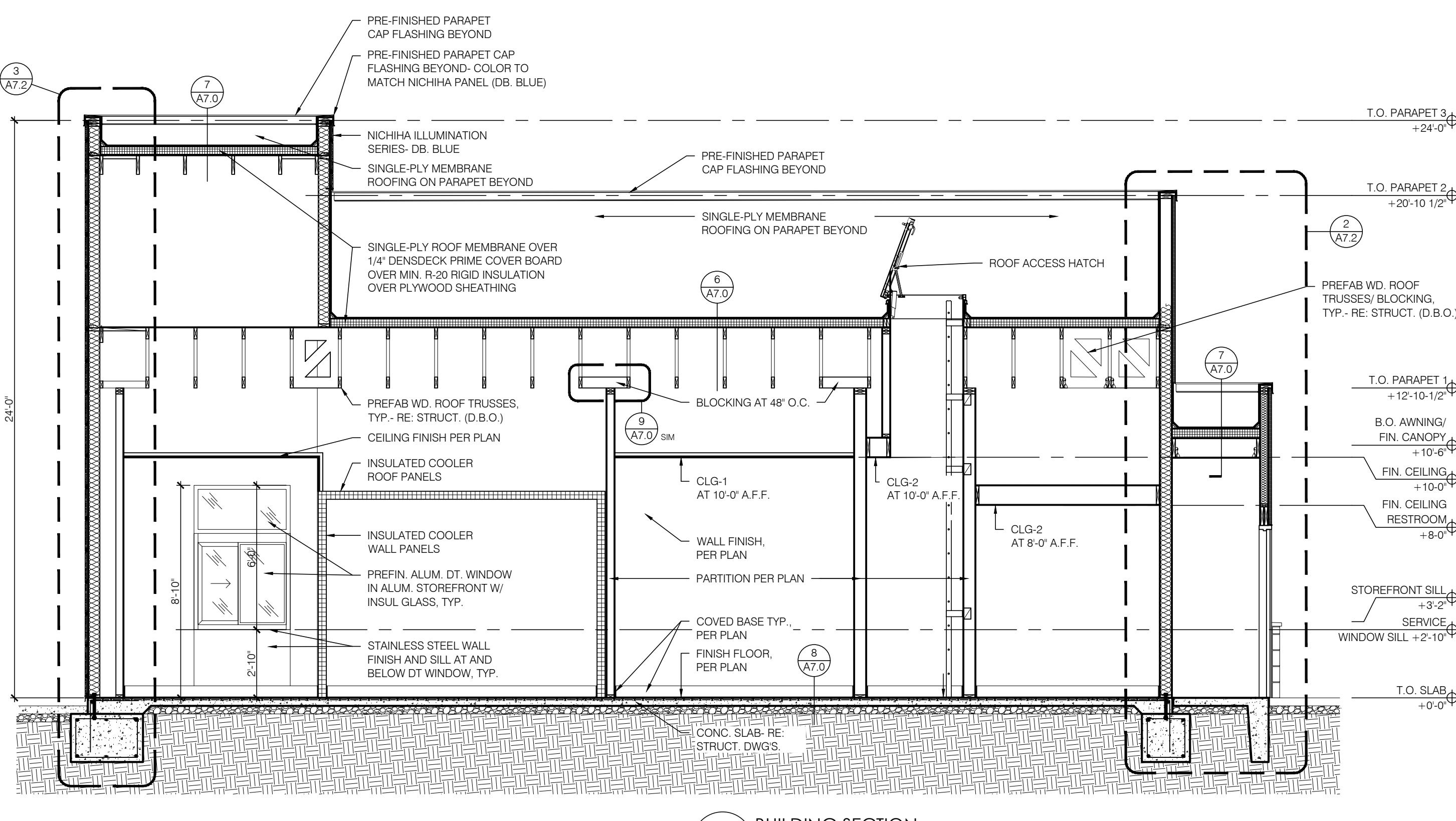
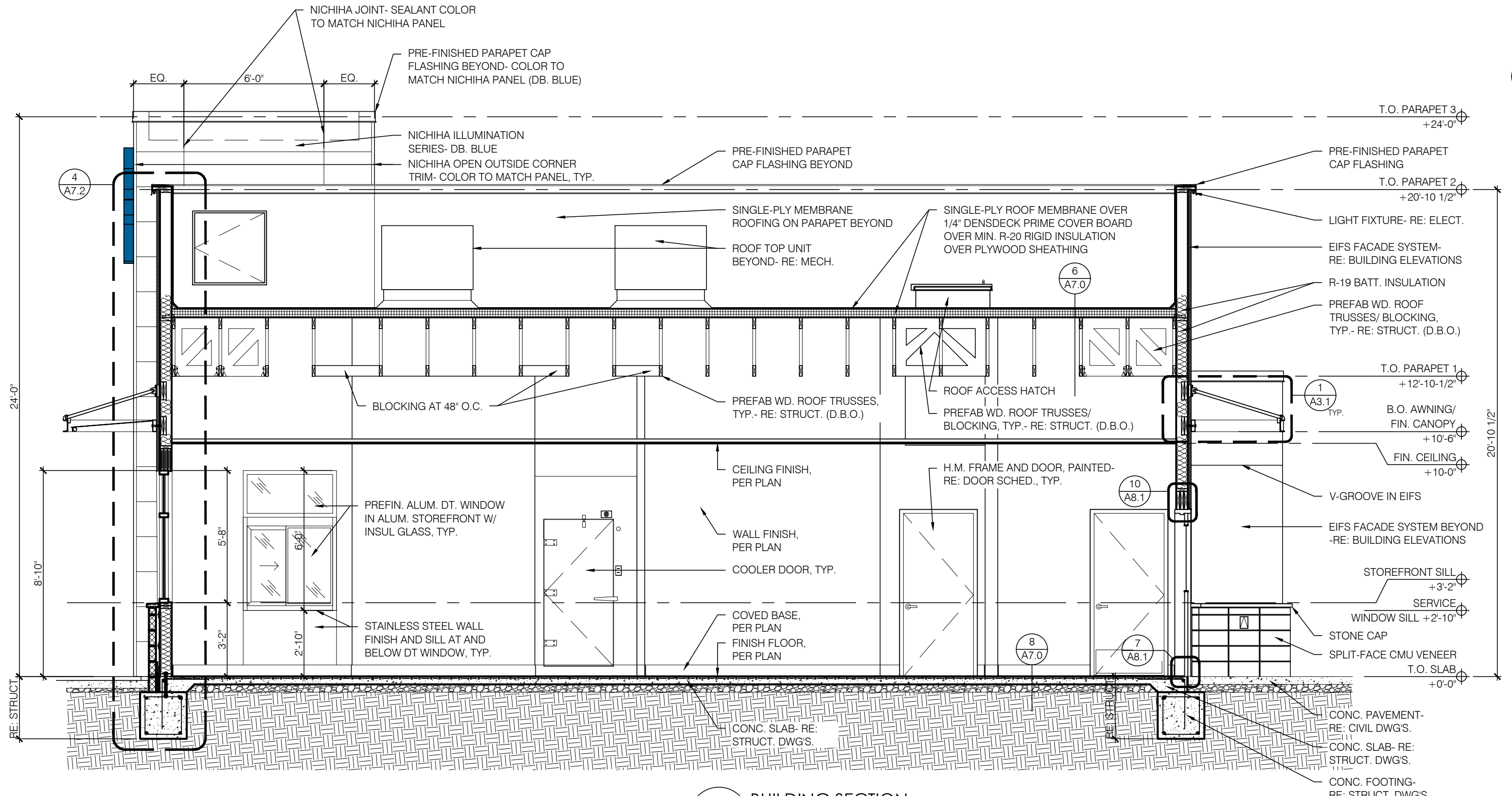
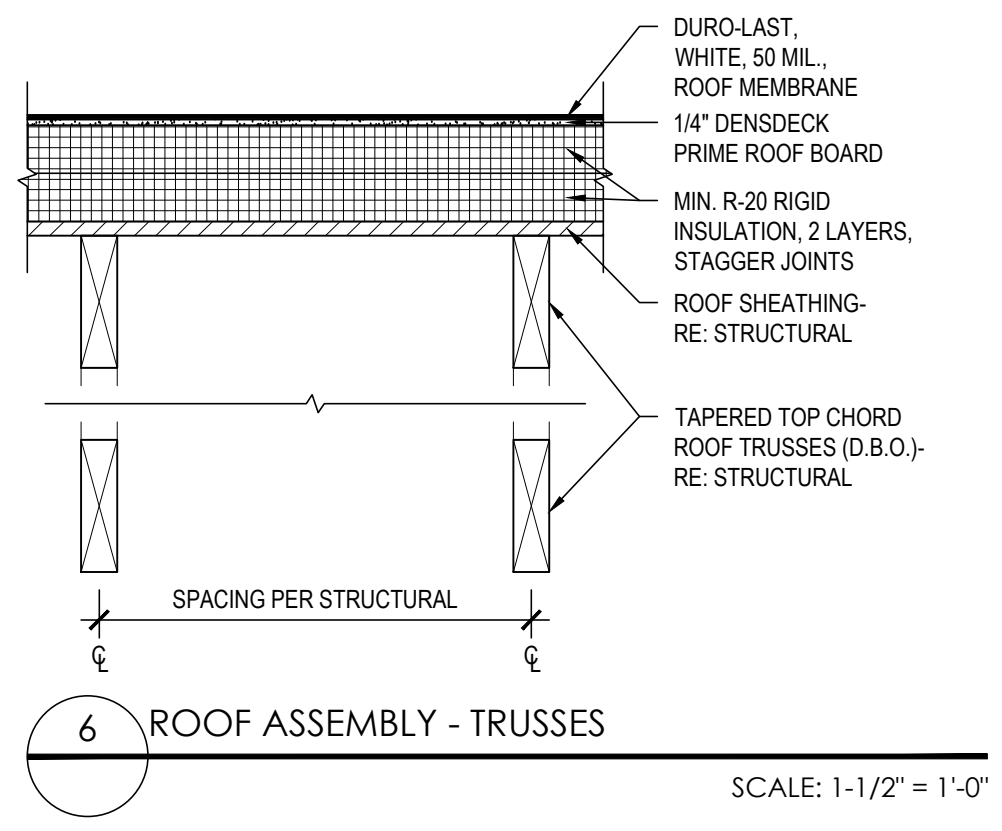
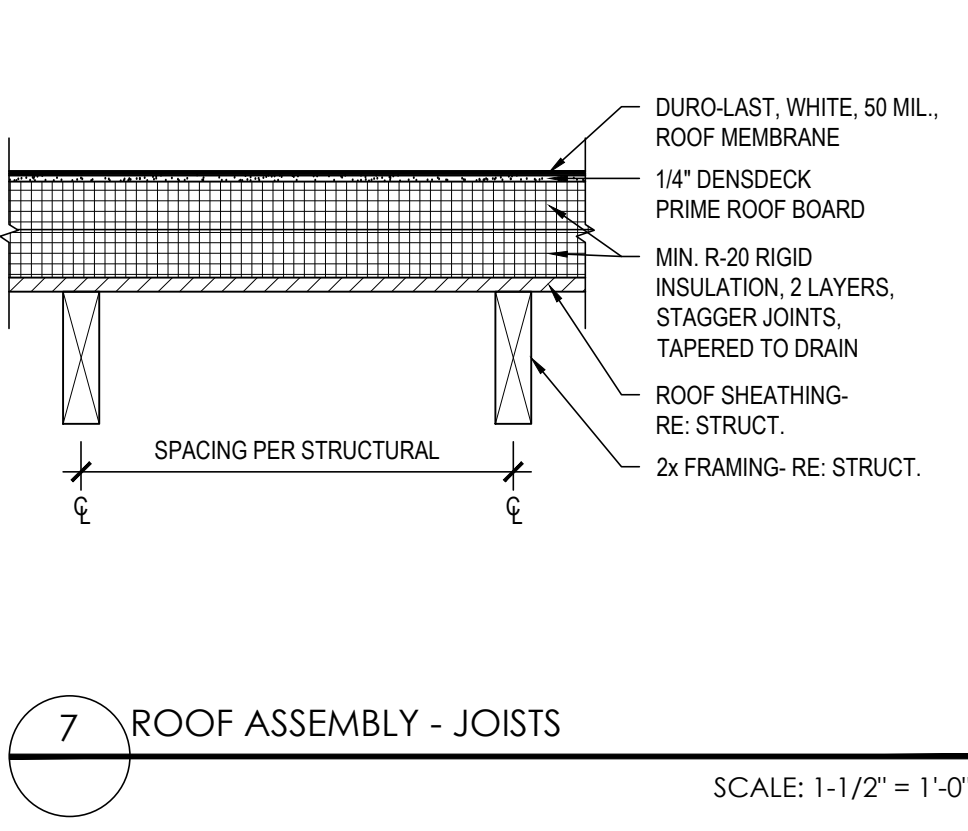
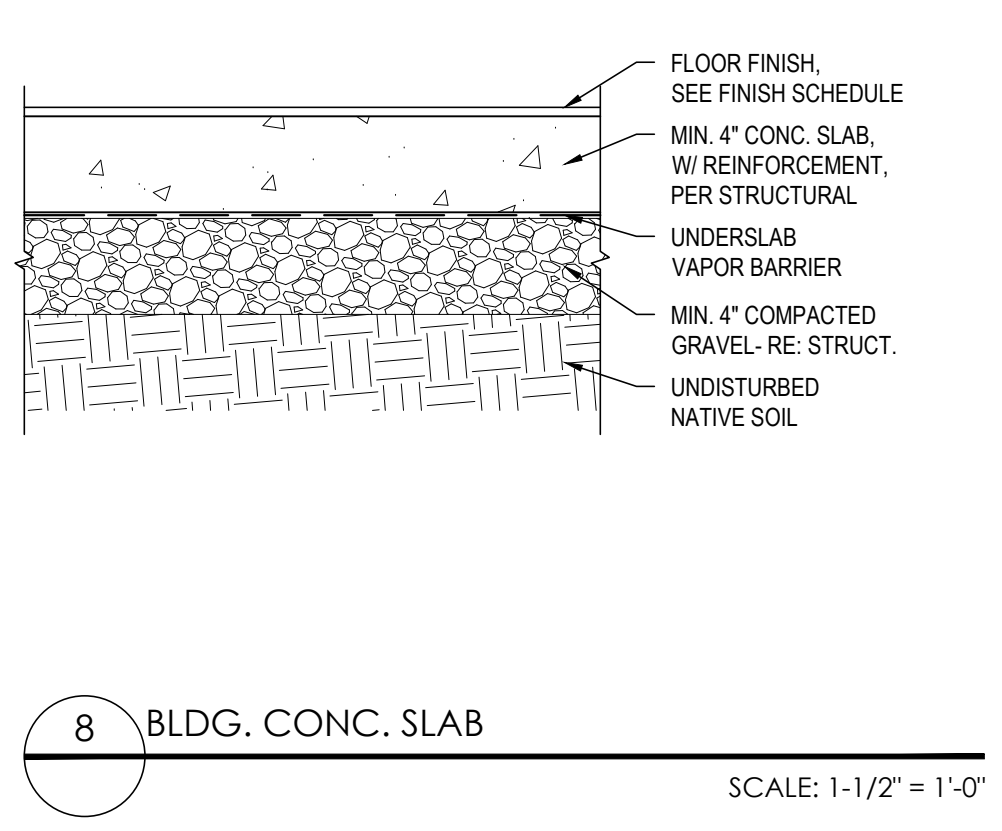
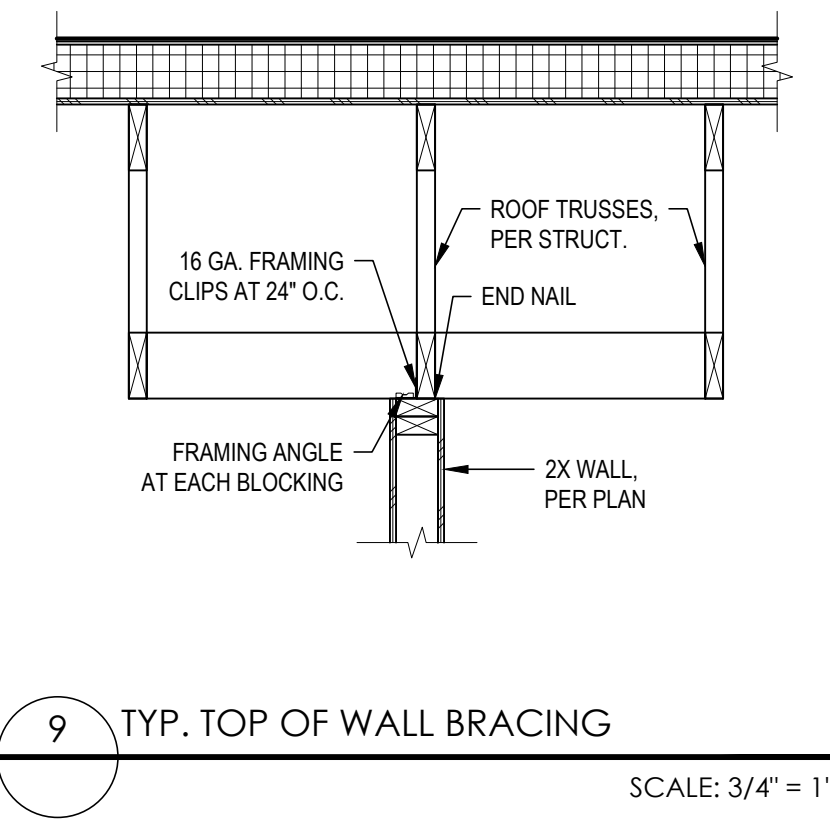
SHEET NUMBER:

A7.0

© 2021 DB Franchising USA, LLC

GENERAL NOTES:

- COORDINATE WITH STRUCTURAL DRAWINGS FOR SIZES, CONNECTION DETAILS OF WOOD FRAMING, POSTS, JOISTS, GIRDERS, WOOD DECKING AND OTHER STRUCTURAL COMPONENTS.
- COORDINATE WITH STRUCTURAL DRAWINGS FOR REINFORCEMENT OF CONCRETE SLABS, FOOTINGS, FOUNDATIONS, AND WALL TYPES.
- COORDINATE WINDOW TYPES WITH FLOOR PLANS AND FRAME TYPES. PROVIDE BITUMINOUS DAMPPROOFING ON ALL EXTERIOR WALLS BELOW GRADE LEVEL AS INDICATED IN THE SPECIFICATIONS.
- AIR BARRIER JOINTS AND SEAMS SHALL BE SEALED, INCLUDING SEALING TRANSITIONS IN PLACES AND CHANGES IN MATERIALS. THE JOINTS AND SEALS SHALL BE SECURELY INSTALLED IN OR ON THE JOINT FOR ITS ENTIRE LENGTH SO AS NOT TO DISLODGE, LOOSEN OR OTHERWISE IMPAIR ITS ABILITY TO RESIST POSITIVE AND NEGATIVE PRESSURE FROM WIND, STACK EFFECT AND MECHANICAL VENTILATION.
- PENETRATIONS OF THE AIR BARRIER SHALL BE CALKED, GASKETED OR OTHERWISE SEALED IN A MANNER COMPATIBLE WITH THE CONSTRUCTION MATERIALS AND LOCATION.





CONTACT INFORMATION

Austin Brass, City Planner, [abrass@columbiatn.com](mailto:abrass@columbiatn.com) , 931-560-1560

DOCKET/CASE/APPLICATION NUMBER

**ART 22-0073**

APPLICANT/OWNER

**Coralic, LLC/ Hussein Mohammadi**

MEETING DATE


**N/A**

PROPERTY ADDRESS/LOCATION

**813 S James M. Campbell Blvd /  
 Tax Map 100 N Parcel 00203.00**

**PROJECT DESCRIPTION:**

This request is for the façade approval for new construction of a 975 SF drive-thru coffee shop (*Dutch Bros*). Primary façade materials include EIFS accented by a tower with fiber cement board cladding. A 3'2" CMU block base is proposed on all elevations other than the base of the tower elevation.



EXISTING ZONING	EXISTING LAND USE	SURROUNDING ZONING & LAND USE	SITE IMPROVEMENTS	Historic District
GCS (General Commercial)	Vacant Drive-Thru Restaurant	GCS/ Restaurant & Shopping Center	New Construction (975 SF Drive-Thru Coffee Shop)	N/A

**Building Façade Design Standards Referenced:**

Sec. 6.1 General 6.1.6 Building façade Design Standards

**B. Standards**

1. All façades shall be constructed of one or a combination of the following materials: concrete aggregate, stucco, brick, stone, glass or wood, faced concrete block.
2. No portion of building constructed of unadorned (un-faced) concrete masonry units or corrugated and/or sheet metal shall be used.
3. Monolithic buildings are prohibited and no single façade extending unbroken more than approximately 35 feet in a horizontal plane may be visible from a public roadway. Compliance may be obtained through the following:
  - a. The use of projections or recesses (articulation).
  - b. The use of architectural detail to provide visual interest including but not limited to: columns, large windows, entry ways, beams, poles, or glass.

**C. Alternative Compliance**

Alternative Compliance may be obtained using the Design Review process. In such cases, the Architectural Design Review Team shall have the authority to approve the following:

1. Materials of construction not listed, provided the materials used are implemented in a manner that enhances the surrounding area and complies with the intent of the code.

### **PLANNING STAFF EVALUATION:**

This request is for construction of a 975 SF drive-thru coffee shop with primary façade materials being EIFS and fiber cement board accented by a CMU block base.

- Front elevation materials consist of a CMU veneer base with a CMU canopy column. Overall façade material will consist of a combination of EIFS accented by fiber cement board on the tower elevation. Per the guidelines, the proposed CMU block would be required to be finished as an unfaced CMU block is prohibited. A pre-fabricated metal awning will accent the front window.
- Rear elevation façade materials include a CMU veneer base. Overall façade material will consist of a combination of EIFS accented by fiber cement board on the tower elevation. Per the guidelines, the proposed CMU block would be required to be finished as an unfaced CMU block is prohibited.
- The walk-up-window elevation façade material will consist of a combination of EIFS accented by fiber cement board on the tower elevation. Per the guidelines, the proposed CMU block would be required to be finished as an unfaced CMU block is prohibited.
- A proposed 25' tall pylon sign has been included in this request. Signage can be considered a structure and would be recommended to be a sign that has similar façade materials as the primary building. If the proposed sign is less than 8 ft tall; the sign face area may be increased by 25% from the maximum allowance of 100 SF of sign area.



ARCHITECTURAL REVIEW TEAM  
PROJECT DEVELOPMENT APPLICATION  
*DEADLINE: 3<sup>RD</sup> MONDAY OF THE MONTH AT 4:00 PM*

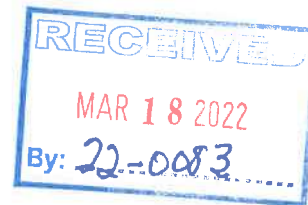
ADDRESS/LOCATION	1109 S. Main Street Columbia TN		
	TAX MAP: 099H	GROUP: K	PARCEL: 027
SUMMARY OF NATURE OF REQUEST AND WORK	Exterior building improvements including the addition of new windows and clear roll up door.		

REQUEST DATE FOR PRE-APPLICATION CONFERENCE		<i>Pre-application meetings are scheduled for Wednesdays between 8 and 10 am. Meeting must be requested by Monday of the same week.</i>
---	--	---


SUBMITTAL REQUIREMENTS  
*10 copies of plan + PDF*  
*Fold all submittals larger than 8 1/2" x 11"*

SELECT REQUEST	PLAN SHALL INCLUDE
<input checked="" type="checkbox"/> Façade Approval <input type="checkbox"/> Alternative Compliance Requested <input type="checkbox"/> Other: _____	<ul style="list-style-type: none"> <li>• Site Plan</li> <li>• Building elevations for <u>all sides</u> of the building: Color elevations, required, at legible scale, with all materials listed (materials board may be required)</li> <li>• If Alternative Compliance is requested, provide scope of alternative and description of proposed compliance.</li> <li>• Floor Plans for all new construction and façade remodels.</li> </ul>

Applications and all required submittals must be filed with the Department of Development Services prior to the established deadline. Both the applicant and property owner (if different from applicant) must sign the application. A representative for the project is required to be present at the meeting, at the request of the Commission.







This webpage is using significant memory. Closing it may improve the responsiveness of your Mac.

### City of Columbia GIS Mapping



columbiatr.maps.arcgis.com

Safari File Edit View History Bookmarks Window Help Thu Mar 17 12:44 PM

POWERED BY  
**esri**

10 20ft

1109

105

S Main St

S Main St

E 10th St



NO.	DESCRIPTION	BY	DATE
1	UPDATED ELEVATIONS		3/1/22

SHEET TITLE:  
**3D ELEVATIONS**

PROJECT DESCRIPTION:  
**SOUTHERN RIDGE FARM  
SHOWROOM**

DRAWINGS PROVIDED BY:  
**DESIGNER: BLAIR  
BLAIR**

DATE:  
3/1/22

SCALE:  
NOT TO SCALE - FOR  
REFERENCE ONLY

SHEET:  
**A-2**



3D Elevation - West



3D Elevation - East



3D Elevation - South



3D Elevation - North

CONTACT INFORMATION

Austin Brass, City Planner, [abrass@columbiatn.com](mailto:abrass@columbiatn.com) , 931-560-1560

DOCKET/CASE/APPLICATION NUMBER

**ART 22-0083**

APPLICANT/OWNER

**Keith Cannon/ Ronald & Suzanne Ganser**

MEETING DATE

**N/A**

PROPERTY ADDRESS/LOCATION

**1109 S Main Street/ Tax Map 099H Parcel 0.27**

**PROJECT DESCRIPTION:**

This request is for an exterior façade modification of an existing 1,800SF vacant metal building. Alterations include the addition of storefront windows including a storefront entry and roll-up door.



EXISTING ZONING	EXISTING LAND USE	SURROUNDING ZONING & LAND USE	SITE IMPROVEMENTS	Historic District
GCS (General Commercial Services)	Vacant Commercial Building	GCS/ Commercial	Façade Modification	N/A

**Building Façade Design Standards Referenced:**

Sec. 6.1 General 6.1.6 Building façade Design Standards

**B. Standards**

1. All facades shall be constructed of one or a combination of the following materials: concrete aggregate, stucco, brick, stone, glass or wood, faced concrete block.
2. No portion of building constructed of unadorned (un-faced) concrete masonry units or corrugated and/or sheet metal shall be used.
3. Monolithic buildings are prohibited and no single façade extending unbroken more than approximately 35 feet in a horizontal plane may be visible from a public roadway. Compliance may be obtained through the following:
  - a. The use of projections or recesses (articulation).
  - b. The use of architectural detail to provide visual interest including but not limited to: columns, large windows, entry ways, beams, poles, or glass.

**C. Alternative Compliance**

Alternative Compliance may be obtained using the Design Review process. In such cases, the Architectural Design Review Team shall have the authority to approve the following:

1. Materials of construction not listed, provided the materials used are implemented in a manner that enhances the surrounding area and complies with the intent of the code.

**PLANNING STAFF EVALUATION:**

This request is for the exterior modification of a 18,000 SF-building constructed in 1976. The request includes the minor alteration with the addition of a new roll up door and storefront style window in an existing opening including the addition of four metal frame windows on the E 10th street elevation. The west elevation facing South Main street includes a new storefront style door in an existing opening with the addition of two windows. The north elevation includes the addition of a doorway and window.